

A photograph of a child with curly hair sliding down a green slide on a wooden playground structure. The child is wearing a dark blue long-sleeved shirt and light-colored pants. The playground has a green plastic slide, wooden railings, and a green roof. Other children are visible in the background on the same playground. The ground is covered in green safety matting. The background shows trees and a clear blue sky.

BigToys®

A PLAYCORE Company

Green
Playground
Solutions

BigToys[®]

A **PLAYCORE** Company



When **children** arrive at a **BigToys** playground *they know* they have *discovered* something *special*.

Unlike typical post and platform play structures, **BigToys playgrounds** boast **distinct** architectural **details** that evoke qualities of **custom craftsmanship** with covered hardware that provides a clean-finished appearance.

TABLE OF CONTENTS



5-12 years

- 2 The BigToys Difference
- 4 The Big Green
- 6 School Age Structures
- 32 BigToys Quick Picks
- 36 Navigator
- 48 Independent Play
- 49 Dynamic Motion
- 52 Climbing
- 54 Nature Rocks
- 58 Overhead Activities
- 61 Traversing
- 62 Social Play
- 63 Swings



2-5 years & 6 to 23 months

- 67 Introduction
- 68 The Earlyworks Environment
- 70 Big Nature
- 72 Freestanding Play
- 92 Seating
- 94 Snug Play
- 96 6-23 Months
- 100 Earlyworks Structures
- 122 Earlyworks Quick Picks
- 124 Playground Surfacing
- 126 Shade and Shelter
- 127 Warranty
- 128 Color Palettes

BigToys®

A PLAYCORE Company



RESPONSIBLE
SOURCES



PATENTED MARQUEE
PLAY EVENTS



UNIQUE COLOR
CHOICES



COMPLEMENTS ANY
NATURAL SETTING



HIGH RECYCLED
CONTENT



MADE TO
ORDER



PHYSICAL
PLAY



SOCIAL
PLAY



6' WOOD AND
METAL UPRIGHTS

BigToys structures are designed to build confidence, encourage social interaction, and develop essential cognitive and gross motor skills. Our unique play activities integrate physical fitness and problem solving to promote **teamwork, critical thinking, and creativity.**



6" diameter
finger-jointed
Norwegian Pine
upright posts - largest
in the industry



Covered hardware
for a clean-finished
look



Smooth wood finish
for tender hands



Distinct architectural details
that evoke qualities of custom
craftsmanship

For more than 40 years, BigToys has been dedicated to designing commercial playgrounds that **foster** imagination, **preserve** the environment, and **build** strong communities. Our commitment to those values has made BigToys an industry leader in providing developmentally appropriate and engaging play experiences for kids around the world.



the Big difference






the **Big**green

When it comes to **sustainability** and creating environmentally friendly products, **BigToys** has led the charge since before being green became mainstream. Since its inception in 1970, BigToys has utilized recycled materials, a practice we continue to implement today.

70% on average per structure!
RECLAIMED MATERIAL

Decks, enclosures, and roofs are made from 100% post-consumer recycled High Density Polyethylene (HDPE) formed from milk jugs.



*1 million lbs. of scrap metal diverted from landfills is equal to about 250 cars. (Average car weighs 4,000 lbs.)

Over **1,000,000 lbs.*** of scrap metal has been diverted from landfills since 2005

Not only do we choose earth friendly materials, we also implement green practices that improve the environmental sustainability of our manufacturing process. We are proud that our manufacturing facility in Fort Payne, Alabama is ISO 14001 certified. This certification specifies the requirements of our environmental management system (EMS).

2 Big

choices

BigToys offers the exclusive option to choose whether your structure is made from **conditioned wood** or **recycled metal and plastic**.



Conditioned Wood



Recycled Metal and Plastic

BigToys®

A PLAYCORE Company



- Natural, organic look and feel
- 6" diameter, finger-jointed uprights
 - Utilizes more of the tree with less waste
- Ultra-smooth finish
 - Sanded surfaces and rounded edges are smooth to the touch
- EPA approved wood preservative
 - Protects against termites & fungal decay
 - Contains no arsenates
- **Forest Stewardship Council** certified wood
 - Fostering sustainable forestry worldwide



- Durable 6" diameter metal uprights
 - Unique powder coat texture keeps surfaces cooler to the touch
- Internal connectors offer a clean design and provide maximum strength and support
- 100% post-consumer recycled plastic decks, roofs, and enclosures
 - Internal reinforcement for maximum strength and to eliminate sagging
- Textured decks meet ADA requirements
 - Superior slip resistance in wet or dry conditions

Bigfun



School Age Structures | 5 -12



Our structures designed for children ages 5-12 go beyond putting some decks and climbers together. Every structure is evaluated and designed to promote not just physical play, but also social play. BigToys structures include areas for children to build strength and endurance, as well as areas that allow peers to interact socially at their own pace.



Legacy

Conditioned Wood
Recycled Metal & Plastic

Age

Color

Capacity

Fall Height

Activities

ASTM Use Zone

BT-5518

MBT-5518

5-12

Custom

66-72

7' 0" | 213 cm

15

44' 0" x 50' 0"

1341 cm x 1524 cm

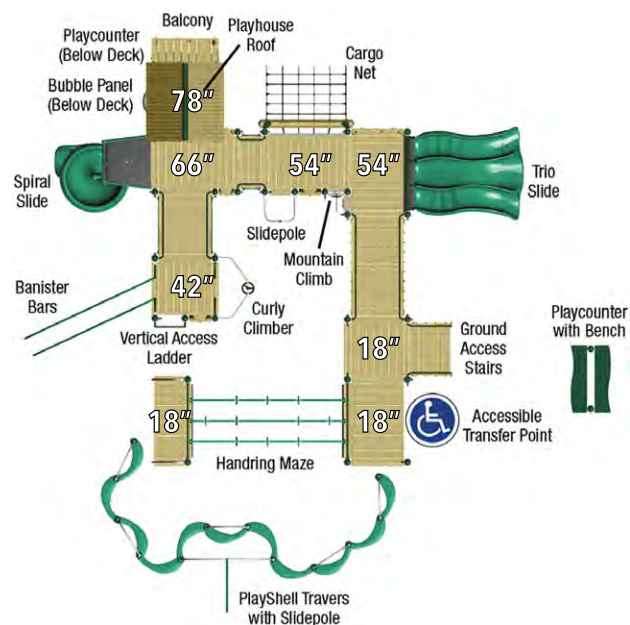
All BigToys and Earlyworks structures offer a metal footer option for wood. See **page 125** for footer options.

Shade sold by UltraSite®. See **page 126**.

REVERSE VIEW



TOP VIEW



green
summary



Recycled Content
56%



Milk Jugs
18,416



Scrap Metal
1,016 lbs.



Wood Option
59%
FSC Content

Doral City Park | Doral, Florida



WARNING: Installation over a hard surface such as concrete, asphalt, or packed earth may result in serious injury from falls.

BigToys | 5-12

A PLAYCORE Company



Hickory

Conditioned Wood
Recycled Metal & Plastic

BT-804
MBT-804

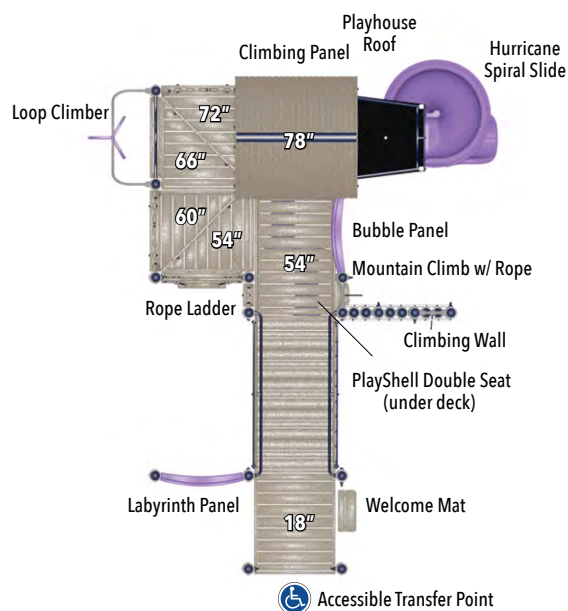
Age 5-12
Color Coastal
Capacity 40-45
Fall Height 6' 6" | 198 cm
Activities 9
ASTM Use Zone 29' 3" x 33' 7"
892 cm x 1024 cm

All BigToys and Earlyworks structures offer a metal footer option for wood. See **page 125** for footer options.

REVERSE VIEW



TOP VIEW



Recycled Content
61%



Milk Jugs
9,688



Scrap Metal
759 lbs.



Wood Option
63%
FSC Content

Life Church | Bartlesville, Oklahoma



WARNING: Installation over a hard surface such as concrete, asphalt, or packed earth may result in serious injury from falls.

BigToys | 5-12

A PLAYCORE company



Cedar

Conditioned Wood
Recycled Metal & Plastic

Age 5-12
Color Coastal
Capacity 35-45
Fall Height 8' 6" | 260 cm
Activities 15
ASTM Use Zone 28' 10" x 31' 7"
879 cm x 963 cm

BT-806
MBT-806

All BigToys and Earlyworks structures offer a metal footer option for wood. See **page 125** for footer options.

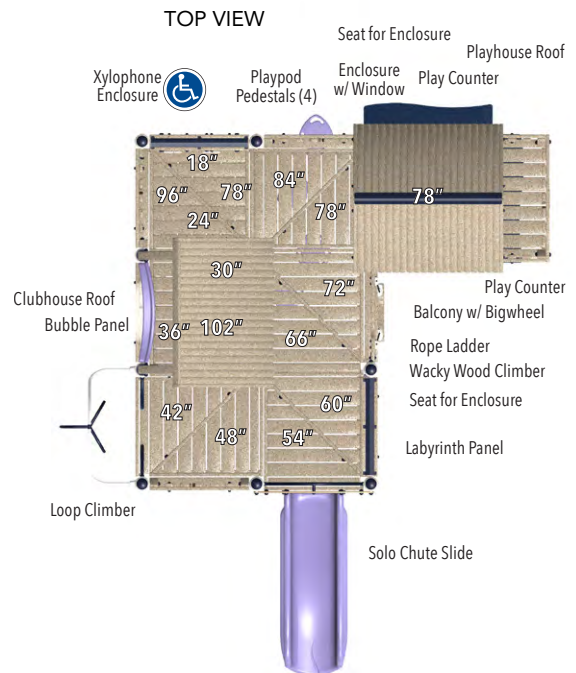
green
summary

Recycled Content
80%

Milk Jugs
19,040

Scrap Metal
626 lbs.

Wood Option
78%
FSC Content



When space is a key consideration, a smaller footprint design that packs multi-level platforms, climbers, and social spaces is a great solution. Ideal for pocket parks, schools, or an urban location, the CEDAR design adds a high level of sophistication and architectural aesthetic, attracting multiple generations to the play space.



Pine

Conditioned Wood
Recycled Metal & Plastic

Age

Color

Capacity

Fall Height

Activities

ASTM Use Zone

BT-807

MBT-807

5-12

Woodland

55-60

8' 6" | 260 cm

19

50' 4" x 37' 2"

1534 cm x 1133 cm

All BigToys and Earlyworks structures offer a metal footer option for wood. See [page 125](#) for footer options.

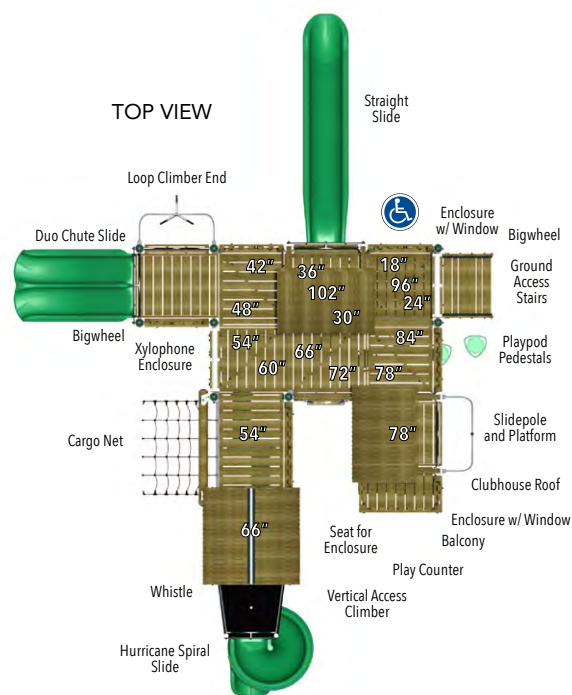
green
summary

Recycled Content
70%

Milk Jugs
25,316

Scrap Metal
969 lbs.

Wood Option
68%
FSC Content



These BigToys play structures incorporate authentic treehouse elements such as higher platforms, challenging climbers, and playhouse roofs to evoke the look and feel of a backyard hideout. The PINE design is a nostalgic beacon that invites neighborhood children and families to engage in active, joyful play!.

BigToys | 5-12

A PLAYCORE company

WARNING: Installation over a hard surface such as concrete, asphalt, or packed earth may result in serious injury from falls.



Hawthorne

Conditioned Wood
Recycled Metal & Plastic

Age

Color

Capacity

Fall Height

Activities

ASTM Use Zone

BT-802

MBT-802

5-12

Woodland

20-25

7' 6" | 229 cm

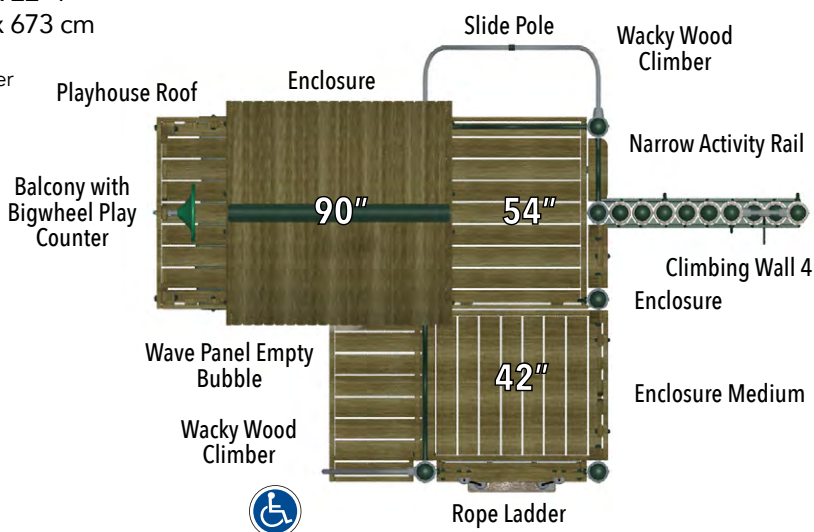
7

26' 10" x 22' 1"

818 cm x 673 cm

All BigToys and Earlyworks structures offer a metal footer option for wood. See **page 125** for footer options.

TOP VIEW



green
summary

Recycled Content
80%

Milk Jugs
8,176

Scrap Metal
607 lbs.

Wood Option
78%
FSC Content

Overhead activities
promote upper
body strength
and endurance



Canyon

Conditioned Wood

Recycled Metal & Plastic

Age

Color

Capacity

Fall Height

Activities

ASTM Use Zone

BT-210

MBT-210

5-12

Baja

30-40

6' 6" | 198 cm

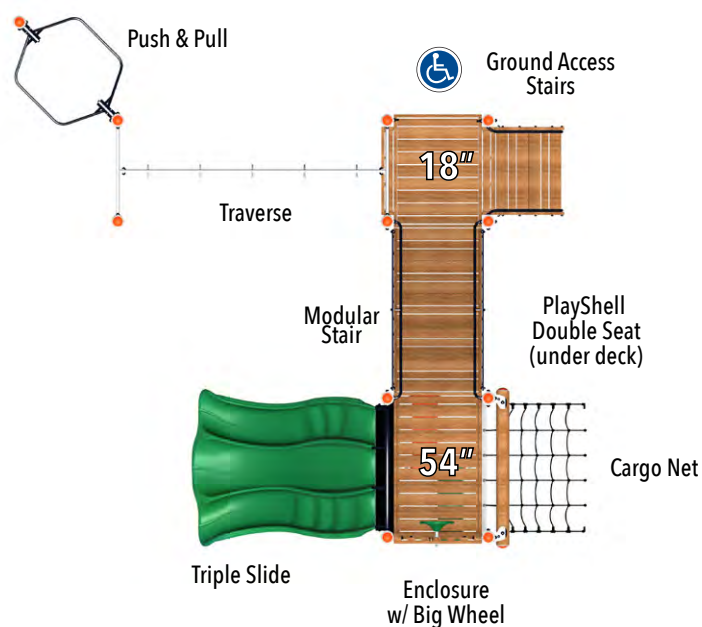
6

34' 3" x 32' 9"

1044 cm x 998 cm

All BigToys and Earlyworks structures offer a metal footer option for wood. See [page 125](#) for footer options.

TOP VIEW



green
summary



Recycled Content
70%



Milk Jugs
25,316



Scrap Metal
969 lbs.



Wood Option
68%
FSC Content

BigToys | 5-12

A PLAYCORE company

WARNING: Installation over a hard surface such as concrete, asphalt, or packed earth may result in serious injury from falls.



Calvin Leete School | Guilford, Connecticut

Unity

Conditioned Wood
Recycled Metal & Plastic

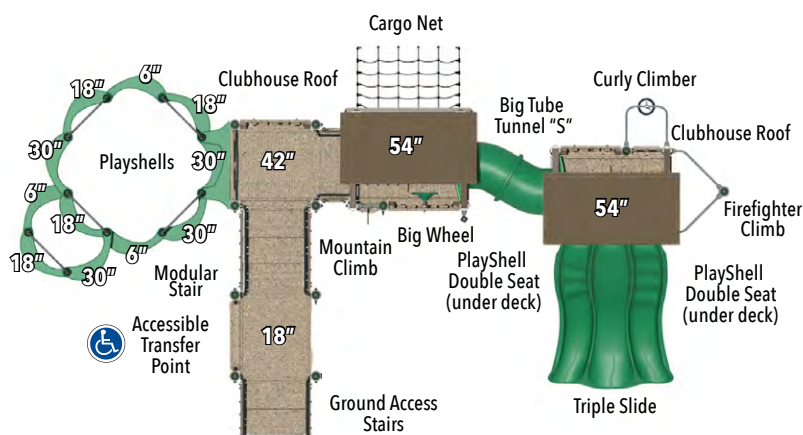
Age 5-12
Color Woodland
Capacity 50-55
Fall Height 5' 5" | 165 cm
Activities 12
ASTM Use Zone 46' 0" x 30' 10"
1402 cm x 940 cm

All BigToys and Earlyworks structures offer a metal footer option for wood. See **page 125** for footer options.

REVERSE VIEW



TOP VIEW



The BigToys design philosophy combines physical and social interaction during play. How do we do this? By adding multi-rider slides, cozy spots, and of course - PlayShells! Creating a small amphitheater of various levels of climbing can stimulate cognitive route planning, balance, and coordination.



Smith Park | Vancouver, British Columbia

Legend

Conditioned Wood

Recycled Metal & Plastic

Age

Color

Capacity

Fall Height

Activities

ASTM Use Zone

BT-4805

MBT-4805

5-12

Baja

45-50

6' 6" | 198 cm

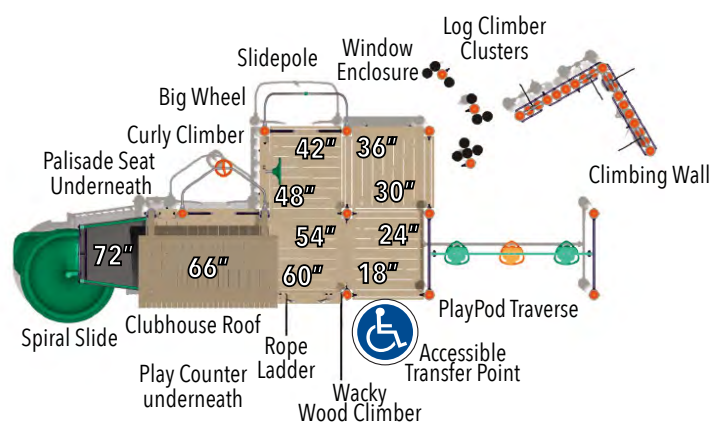
14

42' 8" x 23' 11"

1300 cm x 729 cm

All BigToys and Earlyworks structures offer a metal footer option for wood. See **page 125** for footer options.

TOP VIEW



green
summary



Recycled Content
76%



Milk Jugs
10,536



Scrap Metal
1,840 lbs.



Wood Option
86%
FSC Content



Maximizing a linear space, the LEGEND incorporates a unique Clubhouse roof with a Spiral Slide on one side with a PlayPod Traverse on the opposite end. The split platform architecture allows for a wide variety of play events that are suitable for schools, parks, faith-based environments, or multi-family communities.



WARNING: Installation over a hard surface such as concrete, asphalt, or packed earth may result in serious injury from falls.

BigToys | 5-12

A PLAYCORE company



Rainier

Conditioned Wood

Recycled Metal & Plastic

Age

Color

Capacity

Fall Height

Activities

ASTM Use Zone

BT-900

MBT-900

5-12

Baja

15-25

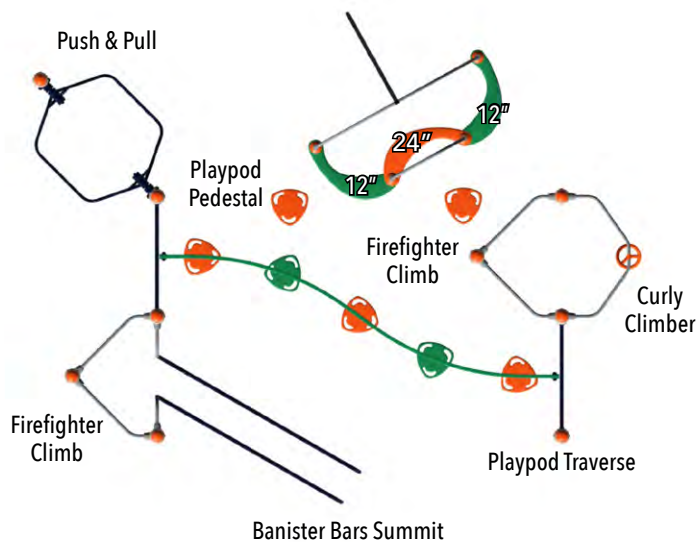
7' 6" | 229 cm

9

31' 8" x 28' 0"

965 cm x 854 cm

TOP VIEW



green
summary

Recycled Content
45%

Milk Jugs
0

Scrap Metal
1,123 lbs.

Wood Option
47%
FSC Content

All BigToys and Earlyworks structures offer a metal footer option for wood. See **page 125** for footer options.



Retreat

Conditioned Wood

Recycled Metal & Plastic

Age

Color

Capacity

Fall Height

Activities

ASTM Use Zone

BT-2900

MBT-2900

5-12

Coastal

25-30

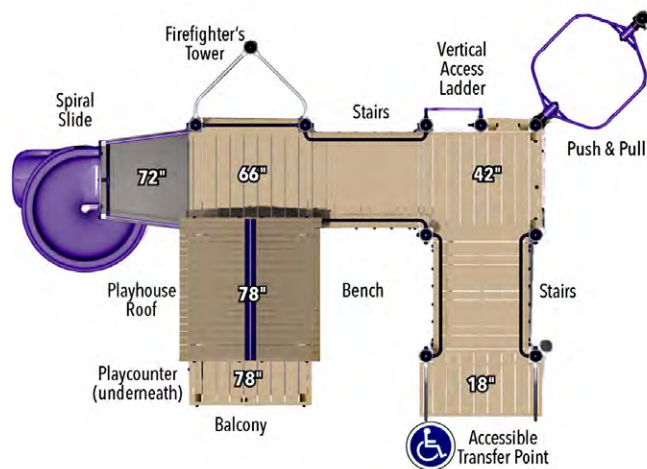
6' 6" | 198 cm

6

26' 6" x 34' 7"

808 cm x 1054 cm

TOP VIEW



green
summary



Recycled
Content
75%



Milk Jugs
13,328



Scrap Metal
1,131 lbs.



Wood Option
85%
FSC Content

All BigToys and Earlyworks structures offer a metal footer option for wood. See **page 125** for footer options.



WARNING: Installation over a hard surface such as concrete, asphalt, or packed earth may result in serious injury from falls.

BigToys | 5-12

A PLAYCORE company



Pioneer

Conditioned Wood

Recycled Metal & Plastic

Age

Color

Capacity

Fall Height

Activities

ASTM Use Zone

BT-3800

MBT-3800

5-12

Woodland

50-60

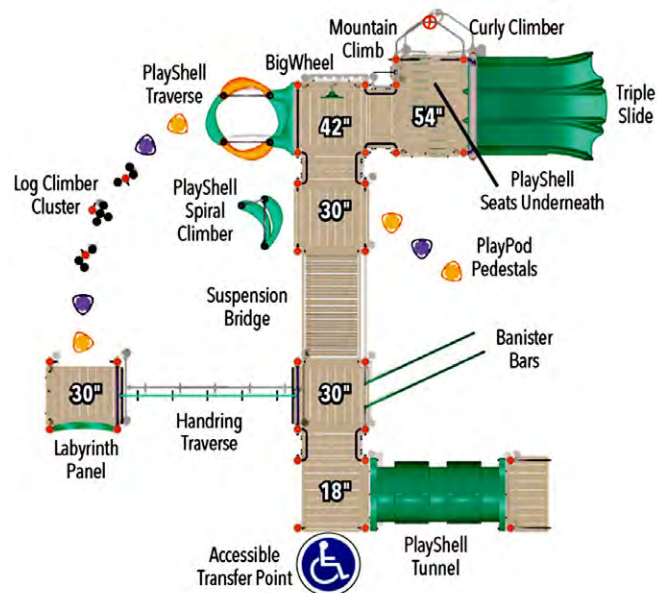
6' 0" | 183 cm

19

41' 9" x 43' 6"

1273 cm x 1326 cm

TOP VIEW



green
summary

Recycled Content
64%

Milk Jugs
14,080

Scrap Metal
2,611 lbs.

Wood Option
59%
FSC Content

All BigToys and Earlyworks structures offer a metal footer option for wood. See **page 125** for footer options.



Mountaineer

Conditioned Wood

Recycled Metal & Plastic

Age

Color

Capacity

Fall Height

Activities

ASTM Use Zone

BT-2608-1

MBT-260-1

5-12

Meadow

45-50

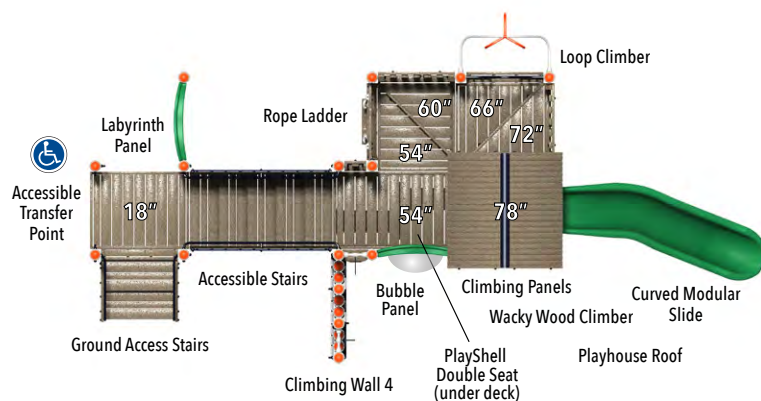
6' 6" | 198 cm

9

42' 6" x 27' 4"

1295 cm x 833 cm

TOP VIEW



green
summary



Recycled Content
73%



Milk Jugs
9,320



Scrap Metal
1,224 lbs.



Wood Option
70% FSC Content

All BigToys and Earlyworks structures offer a metal footer option for wood. See **page 125** for footer options.

BigToys | 5-12

A PLAYCORE company



WARNING: Installation over a hard surface such as concrete, asphalt, or packed earth may result in serious injury from falls.



Will Rogers Park | Stillwater, Oklahoma

Traditional playground structures are great, but we discovered that deckless systems offer a very different type of experience. First, continuous movement is required to navigate all of the elements, and secondly, the absence of decks provides unrestricted access, prompting kids to create fun and challenging games.

ASTM Use Zone

2012 cm x 1232 cm





Conundrum

Conditioned Wood

Recycled Metal & Plastic

Age

Color

Capacity

Fall Height

Activities

ASTM Use Zone

BT-222

MBT-222

5-12

Woodland

65-75

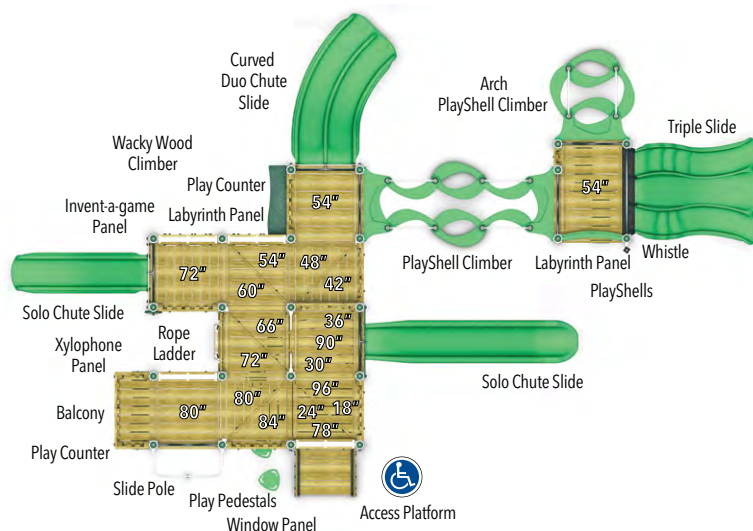
8' 6" | 259 cm

19 Events

54' 6" x 39' 5"

1661 cm x 1201 cm

TOP VIEW



green
summary

Recycled Content
49%

Milk Jugs
17,296

Scrap Metal
430 lbs.

Wood Option
53%
FSC Content

All BigToys and Earlyworks structures offer a metal footer option for wood. See **page 125** for footer options.



Continuum

Conditioned Wood

Recycled Metal & Plastic

Age

Color

Capacity

Fall Height

Activities

ASTM Use Zone

BT-223

MBT-223

5-12

Baja

50-60

5' 6" | 168 cm

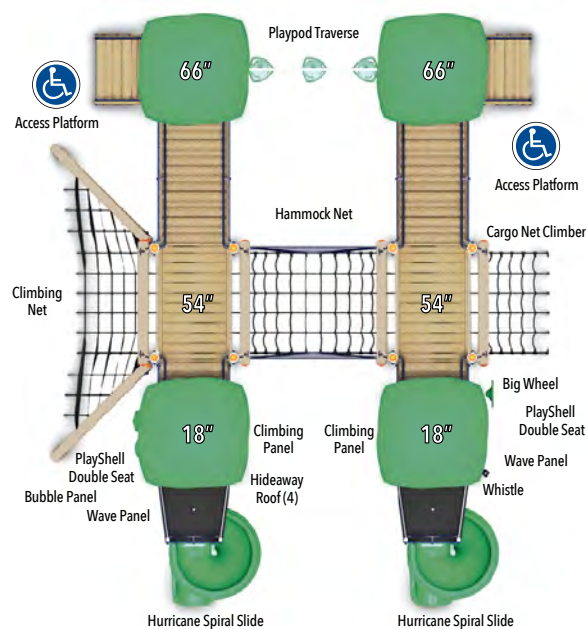
15 Events

36' 7" x 40' 6"

1113 cm x 1234 cm



TOP VIEW



All BigToys and Earlyworks structures offer a metal footer option for wood. See **page 125** for footer options.

BigToys | 5-12

A PLAYCORE company

WARNING: Installation over a hard surface such as concrete, asphalt, or packed earth may result in serious injury from falls.



Freestanding equipment not included

Olympia, Washington

Achiever

Conditioned Wood

Recycled Metal & Plastic

Age

Color

Capacity

Fall Height

Activities

ASTM Use Zone

BT-2610

MBT-2610

5-12

Baja

50-55

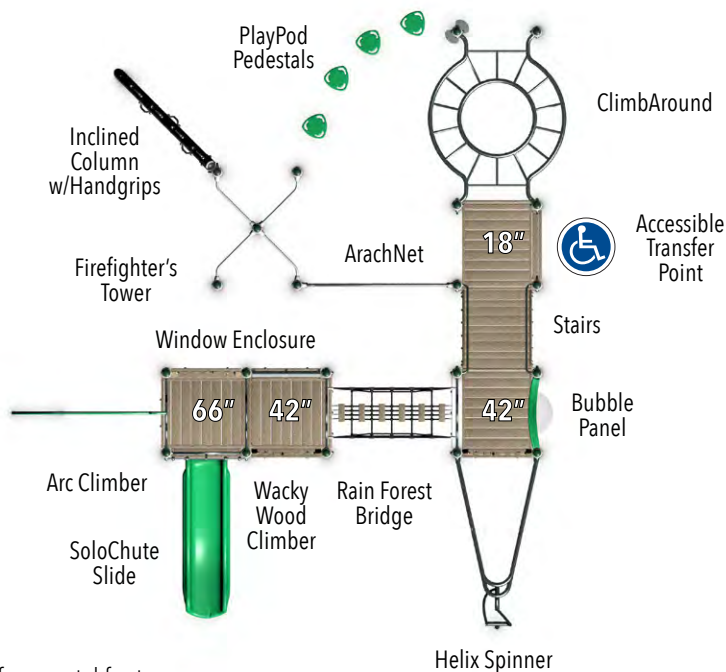
7' 6" | 229 cm

10

42' 8" x 38' 11"

1300 cm x 1186 cm

TOP VIEW



green
summary

- Recycled Content **69%**
- Milk Jugs **8,264**
- Scrap Metal **1,326 lbs.**
- Wood Option **84% FSC Content**

All BigToys and Earlyworks structures offer a metal footer option for wood. See **page 125** for footer options.



*Modified placement of PlayShell Traverse shown

Hope Highlands Elementary | Cranston, Rhode Island

Pinnacle

Conditioned Wood

Recycled Metal & Plastic

Age

Color

Capacity

Fall Height

Activities

ASTM Use Zone

BT-3416-1

MBT-3416-1

5-12

Woodland

35-40

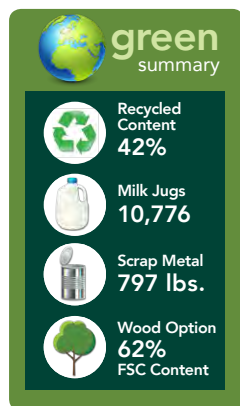
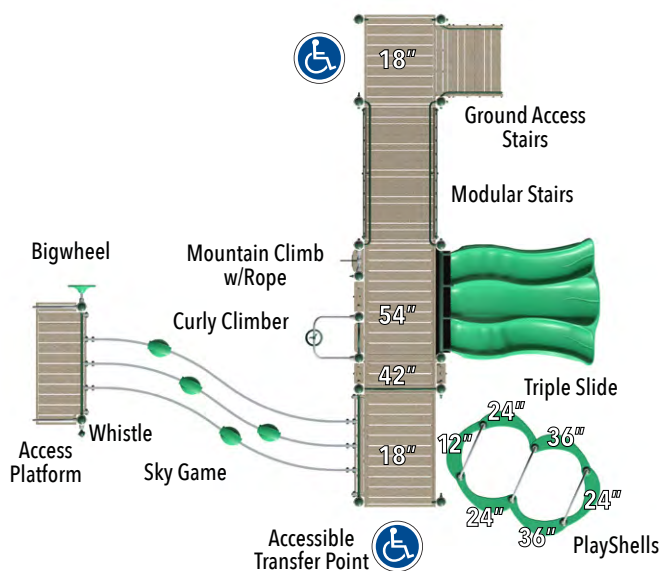
6' 6" | 198 cm

7

38' 11" x 36' 7"

1186 cm x 1115 cm

TOP VIEW



All BigToys and Earlyworks structures offer a metal footer option for wood. See **page 125** for footer options.

BigToys | 5-12

A PLAYCORE Company

WARNING: Installation over a hard surface such as concrete, asphalt, or packed earth may result in serious injury from falls.

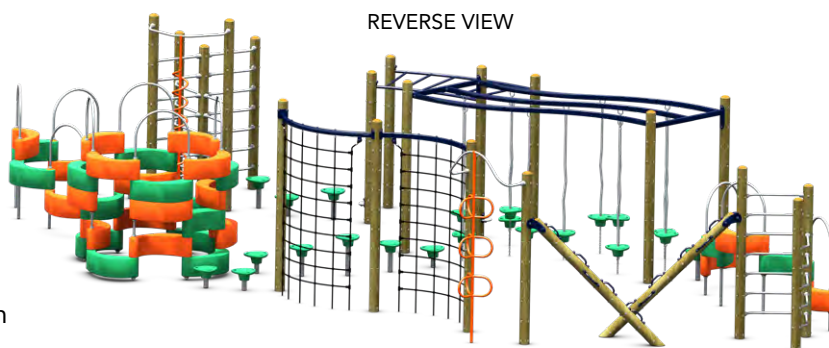


Quadrant

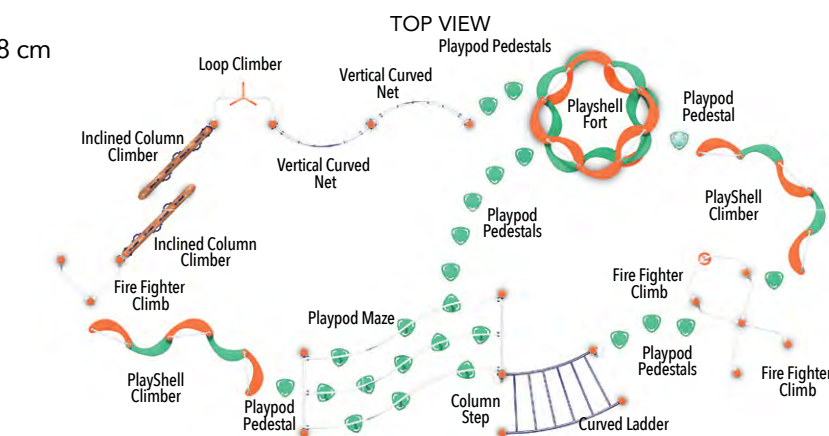
Conditioned Wood
Recycled Metal & Plastic

Age 5-12
Color Baja
Capacity 40-50
Fall Height 9' 0" | 274 cm
Activities 12 Events
ASTM Use Zone 63' 0" x 38' 0"
1920 cm x 1158 cm

BT-217
MBT-217



REVERSE VIEW



TOP VIEW

green
summary

Recycled Content
83%

Milk Jugs
0

Scrap Metal
3,354 lbs.

Wood Option
66%
FSC Content

All BigToys and Earlyworks structures offer a metal footer option for wood. See **page 125** for footer options.

31

Quick Picks

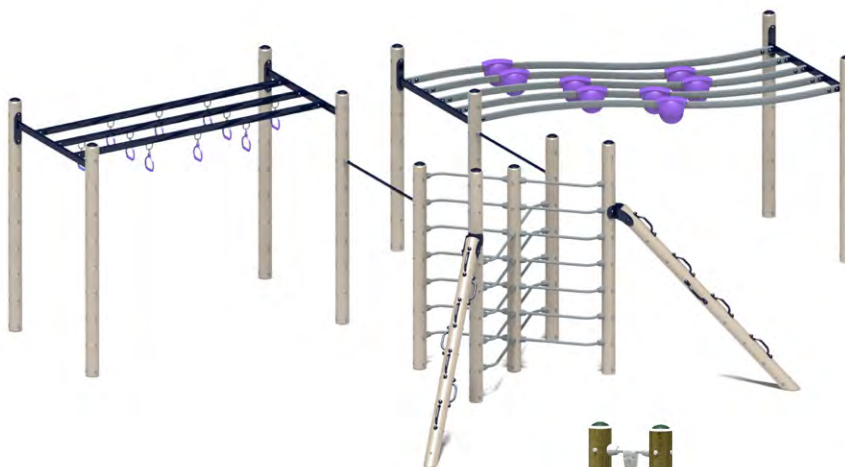
BigToys offers structures to meet any budget. Visit **bigtoys.com** find top views and specification information for structures on pages 32 to 35.

UNDER \$20,000

Criss Cross

Conditioned Wood **BT-212**
Recycled Metal and Plastic **MBT-212**

Age 5-12
Capacity 20-30
Fall Height 7' 6" | 229 cm
Activities 7
ASTM Use Zone 41' 6" x 32' 0"
1265 cm x 975 cm



Escapade

Conditioned Wood **BT-2107-1**
Recycled Metal and Plastic **MBT-2107-1**

Age 5-12
Capacity 20-25
Fall Height 4' 6" | 137 cm
Activities 5
ASTM Use Zone 26' 0" x 29' 0"
792 cm x 884 cm



Vista

Conditioned Wood **BT-2504-1**
Recycled Metal and Plastic **MBT-2504-1**

Age 5-12
Capacity 25-30
Fall Height 5' 6" | 168 cm
Activities 5
ASTM Use Zone 29' 7" x 28' 7"
902 cm x 871 cm



\$25,000 to \$30,000



Castaway

Conditioned Wood **BT-209**

Recycled Metal and Plastic **MBT-209**

Age 5-12
Capacity 35-40
Fall Height 6' 0" | 183 cm
Activities 8
ASTM Use Zone 38' 9" x 29' 1"
 1181 cm x 886 cm

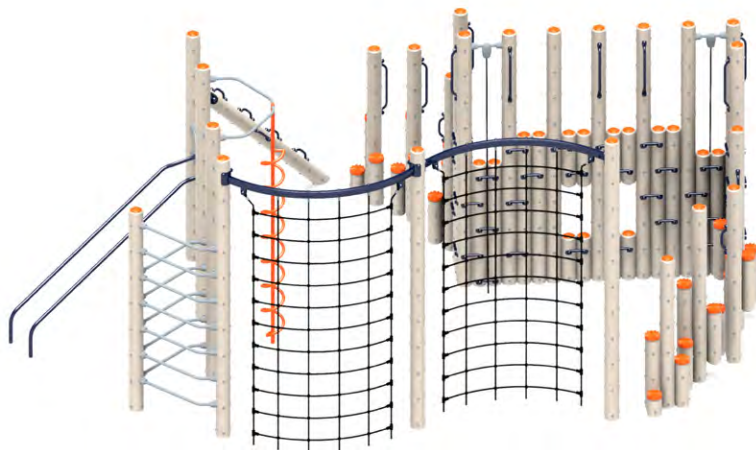


Everglade

Conditioned Wood **BT-226**

Recycled Metal and Plastic **MBT-226**

Age 5-12
Capacity 30-40
Fall Height 7' 0" | 213 cm
Activities 12
ASTM Use Zone 55' 4" x 31' 11"
 1687 cm x 973 cm



Ascend

Conditioned Wood **BT-213**

Recycled Metal and Plastic **MBT-213**

Age 5-12
Capacity 35-45
Fall Height 10' 0" | 305 cm
Activities 8
ASTM Use Zone 37' 2" x 30' 3"
 1133 cm x 922 cm

All BigToys and Earlyworks structures offer a metal footer option for wood.
 See [page 125](#) for footer options.

 **WARNING:** Installation over a hard surface such as concrete, asphalt, or packed earth may result in serious injury from falls.

BigToys | 5-12

A PLAYCORE company

\$30,000 to \$45,000

Overpass



Conditioned Wood BT-220
Recycled Metal and Plastic MBT-220
Age 5-12
Capacity 30-40
Fall Height 6' 6" | 173 cm
Activities 12
ASTM Use Zone 31' 11" x 34' 10"
 973 cm x 1062 cm



Archway



Conditioned Wood BT-221
Recycled Metal and Plastic MBT-221
Age 5-12
Capacity 45-55
Fall Height 6' 6" | 173 cm
Activities 16
ASTM Use Zone 43' 8" x 41' 3"
 1331 cm x 1257 cm



Bridge Station



Conditioned Wood BT-225
Recycled Metal and Plastic MBT-225
Age 5-12
Capacity 45-55
Fall Height 7' 6" | 229 cm
Activities 15
ASTM Use Zone 49' 10" x 39' 2"
 1519 cm x 1194 cm



Kingdom



Conditioned Wood BT-216
Recycled Metal and Plastic MBT-216
Age 5-12
Capacity 45-55
Fall Height 5' 6" | 168 cm
Activities 12
ASTM Use Zone 44' 9" x 42' 7"
 1364 cm x 1298 cm



OVER \$45,000



Canopy



Conditioned Wood BT-219

Recycled Metal and Plastic MBT-219

Age 5-12
Capacity 50-60
Fall Height 5' 6" | 168 cm
Activities 19
ASTM Use Zone 46' 1" x 37' 0"
1405 cm x 1128 cm



Robinson



Conditioned Wood BT-211

Recycled Metal and Plastic MBT-211

Age 5-12
Capacity 45-55
Fall Height 7' 6" | 229 cm
Activities 12
ASTM Use Zone 52' 10" x 38' 10"
1610 cm x 1184 cm



Sherpa



Conditioned Wood BT-214

Recycled Metal and Plastic MBT-214

Age 5-12
Capacity 55-65
Fall Height 6' 0" | 183 cm
Activities 17
ASTM Use Zone 57' 11" x 42' 1"
1765 cm x 1283 cm

All BigToys and Earlyworks structures offer a metal footer option for wood.
See [page 125](#) for footer options.

WARNING: Installation over a hard surface such as concrete, asphalt, or packed earth may result in serious injury from falls.



NAVIGATOR

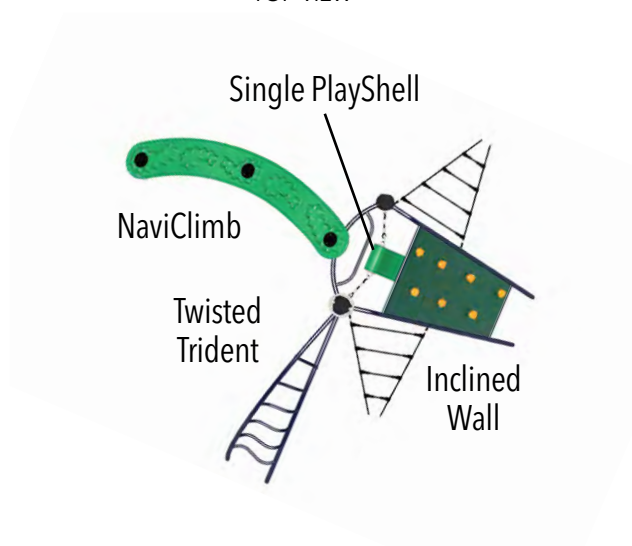
BigToys Navigator Series challenges children to play without limits. With no defined entry point, children will constantly find new ways to engage in play with their peers. As they learn to navigate the industrial-looking systems, they explore their creativity and build physical and social skills. All Navigator structures feature 5" steel uprights made with recycled metal.




North Star

Model Number	BT-402
Age	5-12
Color	Woodland
Capacity	12-14
Fall Height	8' 0" 244 cm
Activities	6
Accessibility	Ground level play activities
ASTM Use Zone	27' 2" x 26' 3" 828 cm x 800 cm

TOP VIEW



WARNING: Installation over a hard surface such as concrete, asphalt, or packed earth may result in serious injury from falls.





Calvin Leete School | Gulfport, Connecticut



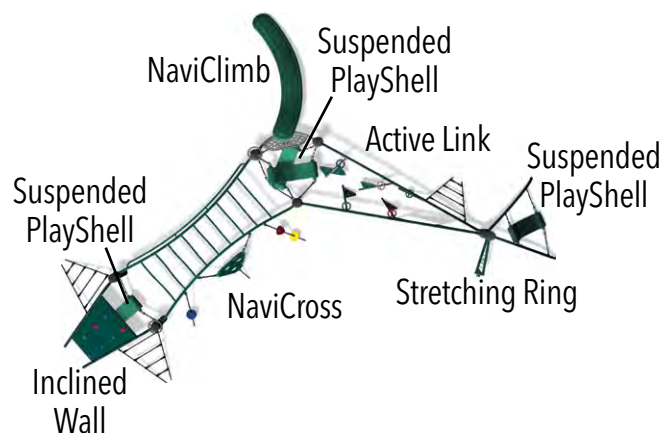
WARNING: Installation over a hard surface such as concrete, asphalt, or packed earth may result in serious injury from falls.



Trek

Model Number	BT-412
Age	5-12
Color	Woodland
Capacity	34-45
Fall Height	8' 0" 244 cm
Activities	8
Accessibility	Ground level play activities
ASTM Use Zone	42' 8" x 37' 10" 752 cm x 1220 cm

TOP VIEW







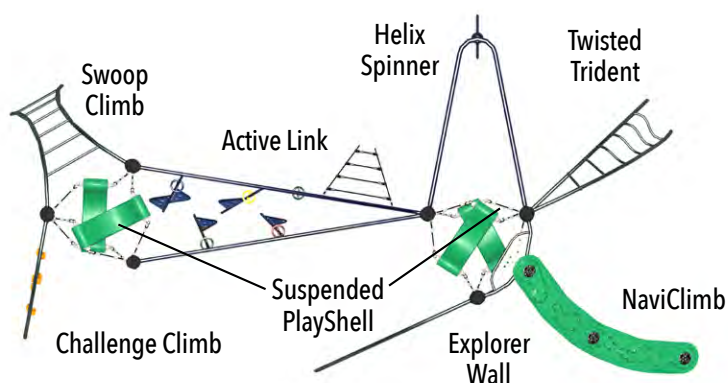
St. Marks Episcopal School | Oakland Park, Florida



Peak Adventure

Model Number	BT-409
Age	5-12
Color	Custom
Capacity	30-40
Fall Height	8' 0" 244 cm
Activities	9
Accessibility	Ground level play activities
ASTM Use Zone	40' 0" x 27' 1" 1219 cm x 826 cm

TOP VIEW



WARNING: Installation over a hard surface such as concrete, asphalt, or packed earth may result in serious injury from falls.

BigToys | 5-12
A PLAYCORE Company

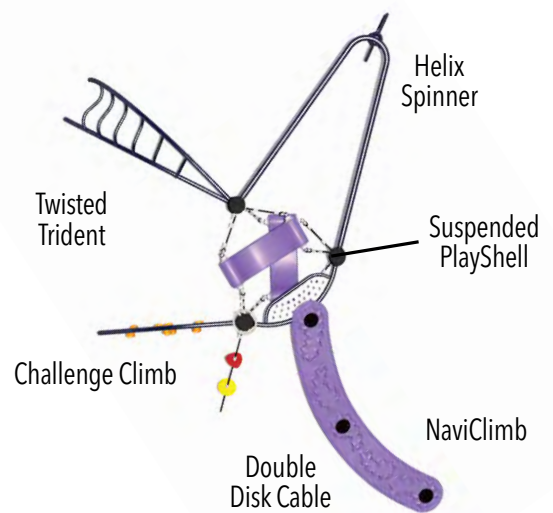


Highland Park School | Stillwater, Oklahoma

Columbus

Model Number	BT-404
Age	5-12
Color	Custom
Capacity	15-20
Fall Height	8' 0" 244 cm
Activities	6
Accessibility	Ground level play activities
ASTM Use Zone	31' 2" x 27' 1" 950 cm x 826 cm

TOP VIEW

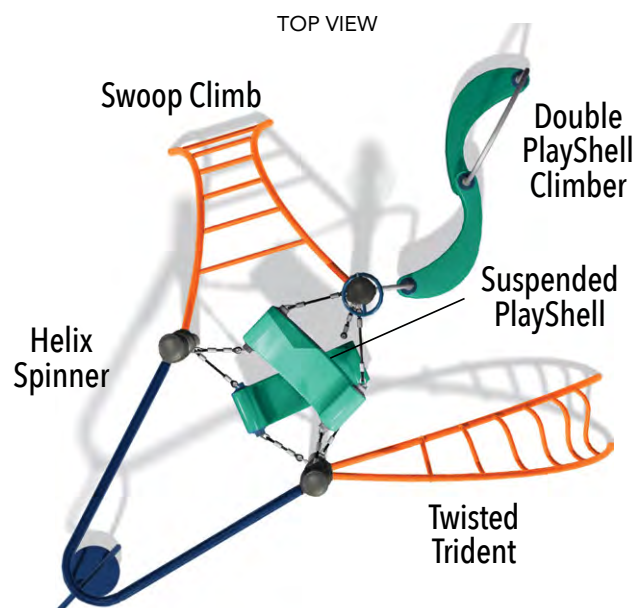




Buchanan Elementary School | Branson, Missouri

Seeker

Model Number	BT-403
Age	5-12
Color	Custom
Capacity	10-12
Fall Height	8' 0" 244 cm
Activities	5
Accessibility	Ground level play activities
ASTM Use Zone	23' 1" x 27' 4" 704 cm x 833 cm



WARNING: Installation over a hard surface such as concrete, asphalt, or packed earth may result in serious injury from falls.



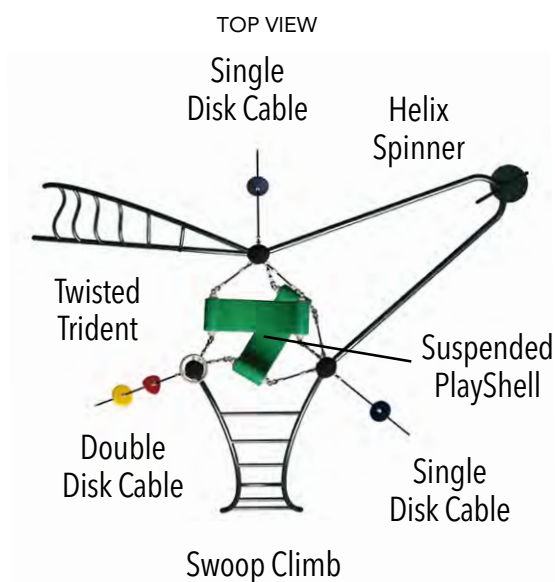


Center Montessori School | Bradenton, Florida

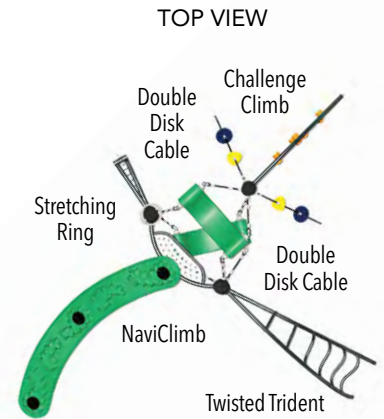


Nina

Model Number	BT-407
Age	5-12
Color	Woodland
Capacity	12-14
Fall Height	8' 0" 244 cm
Activities	7
Accessibility	Ground level play activities
ASTM Use Zone	23' 0" x 27' 5" 701 cm x 836 cm



WARNING: Installation over a hard surface such as concrete, asphalt, or packed earth may result in serious injury from falls.


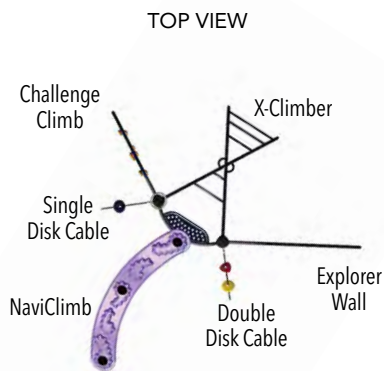


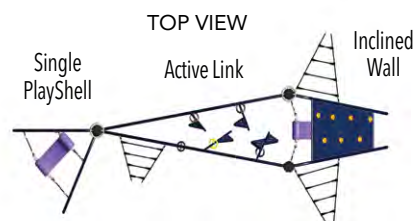
Magellan ▲

Model Number	BT-408
Age	5-12
Color	Woodland
Capacity	15-20
Fall Height	8' 0" 244 cm
Activities	6
Accessibility	Ground level play activities
ASTM Use Zone	29' 9" x 25' 5" 907 cm x 775 cm

Global ▼

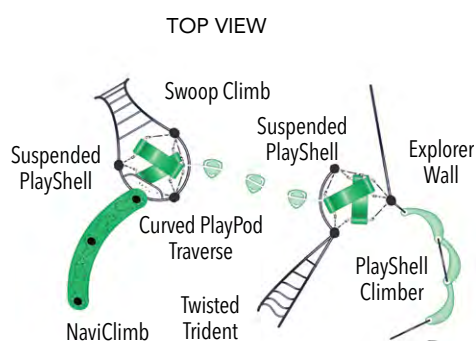
Model Number	BT-410
Age	5-12
Color	Coastal
Capacity	8-12
Fall Height	8' 0" 244 cm
Activities	6
Accessibility	Ground level play activities
ASTM Use Zone	27' 3" x 26' 11" 831 cm x 820 cm





Pinta ▲

Model Number	BT-405
Age	5-12
Color	Coastal
Capacity	15-20
Fall Height	8' 0" 244 cm
Activities	6
Accessibility	Ground level play activities
ASTM Use Zone	35' 6" x 22' 7" 1083 cm x 680 cm



Voyage ▼

Model Number	BT-401
Age	5-12
Color	Woodland
Capacity	20-24
Fall Height	8' 0" 244 cm
Activities	8
Accessibility	Ground level play activities
ASTM Use Zone	36' 5" x 28' 3" 1110 cm x 861 cm



WARNING: Installation over a hard surface such as concrete, asphalt, or packed earth may result in serious injury from falls.



overhead
motion
swinging
climbing
traversing

Independent Play | 5-12

BigToys offers a wide range of freestanding activities that are as challenging as they are fun.

The TurnAcross

BigToys

Signature Event

This unique playground trolley system features a turning device that children can easily crank to move the gondola back and forth along a rubberized track. The ground level trolley and platform is easy to access, making it a great inclusive design for children of all abilities.

- Promotes cause-and-effect learning
- Ideal for multi-generational play and early childhood environments
- Inclusive of all people, gondola designed as ADA transfer point



BigToys

Inclusive Design



MBT-610
Deluxe TurnAcross (wood)



MBT-612
TurnAcross Open Ended (wood)



Upper Body Muscle Group

Arm strength, grip strength, and hand-eye coordination

MBT-610 Deluxe TurnAcross (Metal)

Description	Conditioned Wood	Recycled Metal & Plastic	Capacity	Space Required	Fall Height
Deluxe TurnAcross	BT-610	MBT-610	10-12	37' 6" x 21' 0" 1143 cm x 640 cm	4' 5" 135 cm
TurnAcross Open Ended	BT-612	MBT-612	6-8	32' 1" x 20' 7" 978 cm x 628 cm	4' 5" 135 cm

Dynamic Motion



WARNING: Installation over a hard surface such as concrete, asphalt, or packed earth may result in serious injury from falls.

BigToys | 5-12

A PLAYCORE company



ME05 Rock 'n Cross™

The Rock 'n Cross combines a multi-rider teeter-totter with a dynamic overhead challenge.

- Roller coaster technology of machined aluminum wheel housings with durable polyurethane wheels
- Smooth operation and durability from steel support pipes, primed and coated with Teflon®-based powder coating
- Long-life heavy duty coil springs that never compress more than 50%
- Inground installation

Model

ME05

Capacity

2-7

Space Required

25' 6" x 17' 0" | 777 cm x 518 cm

Fall Height

7' 8" | 234 cm



Nothing else like it!
Incorporating the riding action
of a multi-child seesaw

Exercise benefits of the Rock 'n Cross



Upper Body Muscle Group

Arm strength including grip strength and hand-eye coordination



Core Muscle Group

A strong torso is essential for good posture and balance



Cardiovascular Exercise

Overall caloric burn



Overall Stability and Balance

Helps prevent injury and strengthen all muscle groups

ME08 EpiCenter™

The complex interlinked motion of the EpiCenter promotes cooperation, develops balance and core strength, and is loads of fun!

Model

ME08

Capacity

4-5

Space Required

25' 0" x 25' 0"
762 cm x 762 cm

Fall Height


2' 0" | 61 cm



BigToys
FAVORITE!



BT-002 Whirl & Twirl
BT-003 Whirl & Twirl with clicking sound
 This freestanding spinner features a tilted design allowing children to spin independently or with assistance from a friend. Meets ASTM standards for ages 2-5 or 5-12 years.



MBT-410 Synchro Spinner
 The Synchro Spinner's superior, sealed bearing system provides a smooth spinning motion.



MBT-423 Sport Disk
 Simple, yet exciting, the Sport Disk offers a single-user balance challenge for older kids who have outgrown traditional "spring riders."



MBT-427 Sport Board
 Playground surfers will appreciate the ample size and non-slip surface of the Sport Board.



EC-625 Moving Tunnels
 Combine rocking with climbing or crawling and you'll see what great activities the moving tunnels bring to the playground.



MBT-430 SynchroPod
 The SynchroPod's tilted axis allows children to control their speed and keep the spinning movement going by changing their upper body position on the Pod's seat. Integrated handles and smooth rolling bearings provide a fun and secure ride.



BT-441 Cyclone
 Kid-powered rotation provides sensory development and is physically challenging. This innovative ride is inspired by an upside-down merry-go-round. Available in standard and mini versions.

Model	Description	Capacity	Space Required	Fall Height
BT-002	Whirl & Twirl	1-2	15' 7" x 15' 7" 475 cm x 475 cm	1' 2" 51 cm
BT-003	Whirl & Twirl w/ Clicker	1-2	15' 7" x 15' 7" 475 cm x 475 cm	1' 2" 51 cm
MBT-410	Synchro Spinner	2	14' 0" x 14' 0" 427 cm x 427 cm	1' 6" 46 cm
MBT-427	Sport Board	2-3	19' 0" x 15' 0" 579 cm x 457 cm	0' 11" 28 cm
MBT-423	Sport Disk	1	15' 6" x 15' 6" 472 cm x 472 cm	0' 10" 25 cm
EC-625	Moving Tunnels	5	24' 0" x 18' 0" 732 cm x 549 cm	3' 5" 104 cm
MBT-430	SynchroPod	1	14' 0" X 14' 0" 427 cm x 427 cm	1' 7" 48 cm
BT-441	Cyclone	5-6	18' 2" 554 cm diameter	5' 2" 158 cm
BT-440	Mini Cyclone	3-4	16' 4" 498 cm diameter	5' 2" 158 cm




BT-440
 Mini Cyclone

Dynamic Motion

WARNING: Installation over a hard surface such as concrete, asphalt, or packed earth may result in serious injury from falls.



MBT-314-2



BT-318



MBT-318



MBT-314-8

Description	Conditioned Wood	Recycled Metal & Plastic	Capacity	Space Required	Fall Height
Climbing Wall - 1	BT-314	MBT-314	6-8	1 7' 3" x 14' 6" 526 cm x 442 cm	5' 9" 175 cm
Climbing Wall - 2	BT-314-2	MBT-314-2	14-17	21' 10" x 15' 5" 665 cm x 470 cm	5' 9" 175 cm
Climbing Wall - 4	BT-315	MBT-315	14-17	Attached to Structure	5' 9" 175 cm
Climbing Wall - 5	BT-316	MBT-316	14-17	Attached to Structure	5' 9" 175 cm
Climbing Wall - 6	BT-317	MBT-317	14-17	17' 6" x 17' 6" 533 cm x 533 cm	5' 9" 175 cm
Climbing Wall - 8	BT-314-8	MBT-314-8	10-12	18' 6" x 18' 6" 564 cm x 564 cm	5' 9" 175 cm
Climbing Wall - 9	BT-318	MBT-318	14-16	21' 8" x 14' 3" 660 cm x 434 cm	5' 9" 175 cm

Climbing

Available in a variety of configurations, our Climbing Wall offers a sturdy climbing activity made from the same durable components as the structural system found on BigToys combination structures. All Climbing Wall configurations are available in conditioned wood or recycled metal. For more Climbing Wall options visit www.BigToys.com



BT-268 PlayShell Fort

Designed to serve as a climbing activity or socializing space, our PlayShell Fort is a versatile way to provide intellectual and physical development.

Many other PlayShell configurations can be created to fit a unique space and budget. Ask your Sales Representative.



BT-278 PlayShell Circular Climber

Think of the Circular Climber as an endless traverse event. The round shape offers a multi-level activity that builds balance and hand-eye coordination.



BT-254 PlayShell Amphitheater

BigToys' unique PlayShells are connected to offer seating for an outdoor classroom or a challenging linked climbing activity.

Description	Conditioned Wood	Recycled Metal & Plastic	Capacity	Space Required	Fall Height
PlayShell Fort	N/A	BT-268	12-14	20' 7" x 20' 7" 627 cm x 627 cm	5' 6" 178 cm
PlayShell Circular Climber	N/A	BT-278	12-14	20' 8" x 20' 8" 630 cm x 630 cm	2' 6" 76 cm
PlayShell Amphitheater	N/A	BT-254	17-20	31' 5" x 29' 4" 958 cm x 894 cm	4' 6" 137 cm



WARNING: Installation over a hard surface such as concrete, asphalt, or packed earth may result in serious injury from falls.

NatureROCKS®

A boulder way to play!™

Constructed of Glass Fiber Reinforced Concrete (GFRC), NatureROCKS® Climbing Boulders are artfully designed from real rock outcroppings and hand-painted to look and feel like natural stone.

Description

Tree Slices (Includes 2 small and 3 large steps)

Stepping Boulders (Includes 2 small and 1 large Boulder)

Stepping Boulders (Includes 3 small Boulders) *(not shown)*

4' Log Bench

6' Log Bench *(not shown)*

8' Fallen Tree Balance Beam

4' Half Log Beam *(not shown)*

6' Half Log Beam

Tree Stumps (Includes 1 small, 1 medium, and 1 large Stump) *not shown*

Tree Stumps (Includes 2 small and 1 medium Stump)

4' Log Tunnel

6' Log Tunnel *(not shown)*

Stepping Turtles

Model	Capacity	Space Required	Ages
5TSL	5	13' 9" x 21' 7" 419 cm x 658 cm	2-5 or 5-12
UP501	3	13' 11" x 20' 0" 424 cm x 610 cm	5-12
3SB	3	13' 11" x 20' 0" 424 cm x 610 cm	2-5
4LB	3-4	4' 0" x 2' 0" 122 cm x 61 cm	N/A
6LB	5-6	6' 0" x 2' 0" 183 cm x 61 cm	N/A
8FT	5-6	13' 3" x 20' 1" 404 cm x 612 cm	N/A
4HL	3-4	16' 0" x 14' 0" 488 cm x 427 cm	2-5 or 5-12
6HL	5-6	18' 0" x 14' 0" 550 cm x 427 cm	2-5 or 5-12
UP500	3	19' 0" x 13' 4" 579 cm x 406 cm	5-12
3TST	3	18' 8" x 13' 4" 569 cm x 406 cm	2-5
4LT	4-5	15' 5" x 15' 8" 470 cm x 478 cm	2-5 or 5-12
6LT	6-8	18' 0" x 15' 4" 550 cm x 467 cm	2-5 or 5-12
5ST	5	13' 0" x 10' 0" 396 cm x 305 cm	2-5 or 5-12



5TSL Tree Slices



UP501 Stepping Boulders



4LB Log Bench



8FT Fallen Tree Balance Beam



6HL Half Log Beam



3TST Tree Stumps



4LT Log Tunnel



5ST Stepping Turtles



SND-SM Small Sandstone Boulder



SND-MD Medium Sandstone Boulder

SND-LG Large Sandstone Boulder



GRN-SM Small Granite Boulder



GRN-MD Medium Granite Boulder



GRN-LG Large Granite Boulder

Description	Model	Capacity	Space Required		Ages	Height
Small Sandstone Boulder	SND-SM	2-3	18' 1" x 17' 7"	564 cm x 518 cm	2-5 or 5-12	3' 0" 91 cm
Medium Sandstone Boulder	SND-MD	4-5	18' 6" x 17' 0"	564 cm x 518 cm	5-12	5' 0" 152 cm
Large Sandstone Boulder	SND-LG	6-8	19' 7" x 17' 5"	597 cm x 518 cm	5-12	8' 0" 244 cm
Small Granite Boulder	GRN-SM	2-3	16' 10" x 17' 7"	513 cm x 536 cm	2-5 or 5-12	3' 0" 91 cm
Medium Granite Boulder	GRN-MD	4-5	20' 4" x 17' 9"	620 cm x 541 cm	5-12	6' 0" 183 cm
Large Granite Boulder	GRN-LG	6-8	19' 5" x 21' 8"	592 cm x 660 cm	5-12	8' 0" 244 cm

Specifications subject to change without notice.

Contact your local representative for more information on **NatureROCKS Boulders** and play elements

Boulders

WARNING: Installation over a hard surface such as concrete, asphalt, or packed earth may result in serious injury from falls.



Spider Mountain

Add an extra challenge to NatureROCKS® Boulders with climbing nets! Durable nets are attached to boulders or log posts to create a unique and fun nature play climbing area.



Pike's Peak



Mount Hayden



Sierra Nevada



Mount McKinley



The Rockies


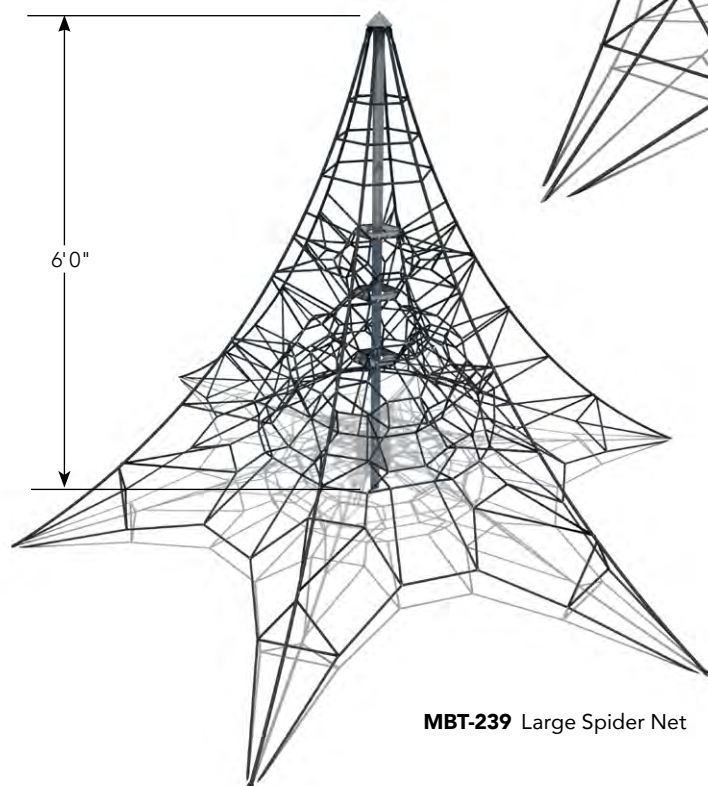
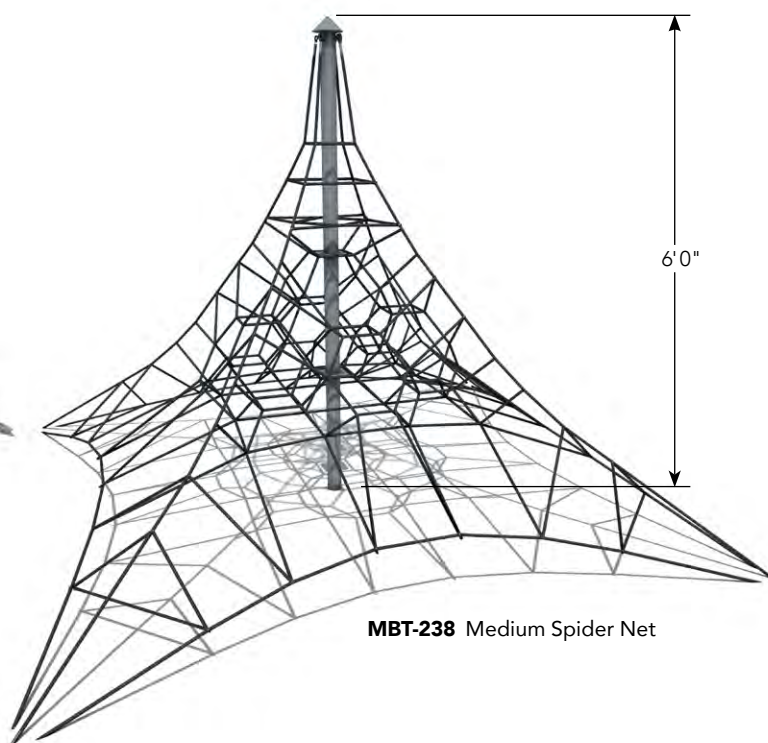
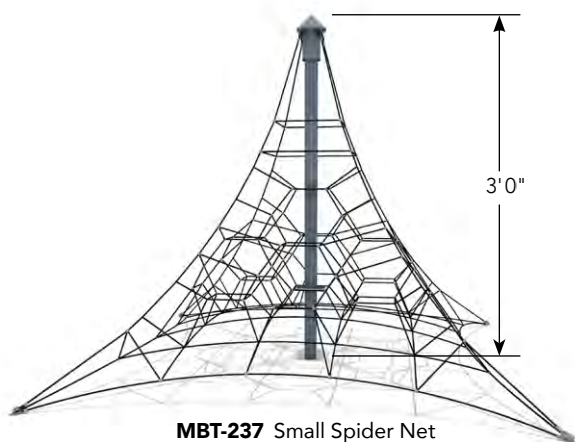


Cascade Range

Description	Model	Capacity	Ages	Space Required	Fall Height
Spider Mountain	UP-502	6-8	5-12	Please call for ASTM Use Zone	6' 0" 183 cm
Pike's Peak	UP-503	3-4	5-12		3' 0" 91 cm
Mount Hayden	UP-504	6-7	5-12		5' 0" 152 cm
Sierra Nevada	UP-505	12-14	5-12		8' 0" 244 cm
Mount McKinley	UP-506	6-7	5-12		6' 0" 183 cm
The Rockies	UP-507	6-7	5-12		5' 0" 152 cm
Cascade Range	UP-508	16-18	5-12		8' 0" 244 cm

Specifications subject to change without notice.

Netted Boulders



Nylon covered steel core cables provide reinforced strength and are comfortable for little hands to touch.

Description	Model	Surfacing Option	Capacity	Space Required	Fall Height
Small Spider Net	MBT-237	Loose Fill	6	29' 0" x 29' 0" 884 cm x 884 cm	3' 0" 91 cm
Small Spider Net	MBT-237P	Poured-In-Place	6	29' 0" x 29' 0" 884 cm x 884 cm	3' 0" 91 cm
Medium Spider Net	MBT-238	Loose Fill	18	41' 0" x 41' 0" 1250 cm x 1250 cm	6' 0" 183 cm
Medium Spider Net	MBT-238P	Poured-In-Place	18	41' 0" x 41' 0" 1250 cm x 1250 cm	6' 0" 183 cm
Large Spider Net	MBT-239	Loose Fill	22	57' 0" x 51' 0" 1737 cm x 1554 cm	6' 0" 183 cm
Large Spider Net	MBT-239P	Poured-In-Place	22	57' 0" x 51' 0" 1737 cm x 1554 cm	6' 0" 183 cm

Nets available in black only. Specifications subject to change without notice.

Spider Nets

 **WARNING:** Installation over a hard surface such as concrete, asphalt, or packed earth may result in serious injury from falls.

Overhead Activities for Ages 5-12

BigToys offers a wide range of overhead activities that are as challenging as they are fun. We pride ourselves in designing play events that develop children’s upper body strength, coordination, and self esteem.



MBT-124 Chinning Bars
This playground favorite promotes upper body strength as children suspend themselves by their arms.



MBT-457 Trackride
BigToys’ industrial grade rollers surpass competitors in quality and durability.



MBT-366 Handring Maze
The Handring Maze is a challenging overhead climber, requiring precise timing as children cross from one ring to the next. Promotes dramatic play as children imagine they are circus acrobats or jungle monkeys.

Description	Conditioned Wood	Recycled Metal & Plastic	Capacity	Space Required	Fall Height
Chinning Bars	BT-124	MBT-124	6-8	28’ 6” x 12’ 6” 869 cm x 381 cm	5’ 3” 160 cm
Trackride	BT-457	MBT-457	6-8	16’ 6” x 23’ 0” 503 cm x 701 cm	6’ 10” 208 cm
Handring Maze	BT-366	MBT-366	10-12	27’ 0” x 18’ 0” 823 cm x 550 cm	5’ 9” 175 cm
Handring Traverse (not shown)	BT-376	MBT-376	3-4	27’ 0” x 16’ 6” 823 cm x 503 cm	6’ 11” 211 cm
Handring Traverse (not shown)	BT-396	MBT-396	8-10	18’ 0” x 42’ 6” 549 cm x 1,295 cm	6’ 11” 211 cm

Overhead


BT-566 Overhead Curved Ladder

The sweeping curve of this overhead ladder reflects the architectural curved detail found throughout BigToys designs, which offers upper body development in any play environment.


MBT-516 Overhead Wave Ladder

The Overhead Wave Ladder provides a great gross motor challenge in addition to upper-body strengthening.


MBT-776 SkyGame™ 3 Rail

The BigToys SkyGame may be the most challenging and rewarding overhead event on the playground. Users must lift and push the handholds along the rails to move from end to end, much like a hand-over-hand activity.


BT-786 SkyGame™ 5 Rail

Our 5 Rail SkyGame offers the same challenging activity as the 3 Rail SkyGame version, but with room for more kids to play together.

Description	Conditioned Wood	Recycled Metal & Plastic	Capacity	Space Required	Fall Height
Overhead Wave Ladder	BT-516	MBT-516	6-8	16' 6" x 27' 0" 503 cm x 823 cm	6' 8" 203 cm
Overhead Curved Ladder	BT-566	MBT-566	10-12	30' 0" x 21' 6" 914 cm x 655 cm	6' 0" 183 cm
SkyGame 3 Rail	BT-776	MBT-776	4-6	22' 0" x 29' 6" 671 cm x 899 cm	6' 9" 206 cm
SkyGame 5 Rail	BT-786	MBT-786	6-8	22' 0" x 29' 6" 671 cm x 899 cm	6' 9" 206 cm

WARNING: Installation over a hard surface such as concrete, asphalt, or packed earth may result in serious injury from falls.



BT-520 PlayPod Maze Compact
PlayPods arranged at varying heights



MBT-530 PlayPod Maze Curved



MBT-535 PlayPod Traverse Compact



MBT-525 PlayPod Maze
1'6", 2'0", & 2'6" deck height

MBT-545 PlayPod Traverse Curved
The unique repeating curve found on BigToys is used here to give a new twist to the PlayPod Traverse.



MEC-105 Balance Beam

Children build confidence as they learn to use stabilizer muscles while crossing the Balance Beam.



PlayPod Pedestals

PlayPod Pedestals are commonly used as seats in quiet spaces and for linking activities together in a series of steps. PlayPods are available in various colors and heights of 6", 12", 18", and 24".

Description	Conditioned Wood	Recycled Metal & Plastic	Capacity	Space Required	Fall Height
PlayPod Traverse Compact	BT-535	MBT-535	3-4	20' 6" x 16' 6" 625 cm x 503 cm	2' 6" 76 cm
PlayPod Maze Compact	BT-520	MBT-520	7-9	20' 6" x 18' 0" 625 cm x 549 cm	2' 6" 76 cm
PlayPod Maze Curved	N/A	MBT-530	11-13	25' 6" x 22' 0" 777 cm x 671 cm	2' 6" 76 cm
PlayPod Maze	N/A	MBT-525	9-10	24' 6" x 18' 0" 747 cm x 549 cm	2' 6" 76 cm
PlayPod Traverse Curved	BT-545	N/A	5-7	26' 0" x 20' 6" 793 cm x 625 cm	2' 6" 76 cm
Balance Beam	EC-105	MEC-105	4	19' 6" x 16' 6" 594 cm x 503 cm	1' 0" 31 cm
PlayPod Pedestal - 6"	N/A	11-009	1	Dependent on configuration	0' 6" 15 cm
PlayPod Pedestal - 12"	N/A	11-010	1	Dependent on configuration	0' 12" 30 cm
PlayPod Pedestal - 18"	N/A	11-011	1	Dependent on configuration	1' 6" 46 cm
PlayPod Pedestal - 24"	N/A	11-012	1	Dependent on configuration	2' 0" 61 cm

Traversing



WARNING: Installation over a hard surface such as concrete, asphalt, or packed earth may result in serious injury from falls.



BT-260 Chatter Bug
Give children the opportunity to rest and gather with their friends.



BT-264 Funny Bones
Create cozy spaces where children can play independently or with a friend.



MBT-100 Invent-a-Game
Inspire hours of cooperative play with six unique activities that allow kids to invent their own games that get them moving and having fun on the playground!

Description	Conditioned Wood	Recycled Metal & Plastic	Capacity	Space Required	Fall Height
Chatter Bug	N/A	BT-260	3 kids	19' 6" x 16' 0" 579 cm x 488 cm	1' 11" 58 cm
Funny Bones	N/A	BT-264	6-8 kids	26' 2" x 29' 11" 789 cm x 912 cm	2' 10" 86 cm
Invent-A-Game	BT100	MBT-100			N/A

Social Play



86018 8' Inline Single Bay



86022 10' Inline Single Bay with (2) **86023** 10' Additional Bays



86022 10' Inline Single Bay with (2) **86019** 8' Additional Bays

Description	Model	ASTM Use Zone	Top Rail O.D.
8' Inline Single Bay	86018	30' 4" x 23' 4" 974 cm x 711 cm	3.5" 9 cm
8' Additional Bay	86019	Use zones depend on number of bays added	3.5" 9 cm
8' Accessible Inline Single Bay	86020	Use zones depend on number of bays added	3.5" 9 cm
8' Accessible Additional Bay	86021	Use zones depend on number of bays added	3.5" 9 cm
10' Inline Single Bay	86022	38' 6" x 23' 4" 1173 cm x 716 cm	3.5" 9 cm
10' Additional Bay	86023	Use zones depend on number of bays added	3.5" 9 cm

*Swings and chains are sold separately

Swings



WARNING: Installation over a hard surface such as concrete, asphalt, or packed earth may result in serious injury from falls.



BT-204 Tire Swing with 8' High Beam
Seat & chains included.



86000 To-Fro Swing with 8' High Beam
Seat & chains included.



BT-205 Single Orb Swing
Available in metal only.

Description	Conditioned Wood	Recycled Metal & Plastic	Age	ASTM Use Zone	Top Rail
Tire Swing	86030	86031	5-12	21' 0" x 27' 0" 640 cm x 823 cm	8'
To-Fro Swing w/ Belt Seats	86000	86001	5-12	30' 8" x 23' 6" 934 cm x 716 cm	8'
To-Fro Swing w/ Tot Seats	86002	86003	2-5	30' 8" x 23' 6" 934 cm x 716 cm	8'

Description	Model	Capacity	Age	ASTM Use Zone	Top Rail
Single Orb Swing	BT-205	3	5-12	28' 0" x 23' 7" 853 cm x 718 cm	8' 6"
Double Orb Swing	BT-206	3	5-12	28' 0" x 34' 8" 853 cm x 1056 cm	8' 6"

Swings provide sensory and vestibular development. Choose tot seats for young children or belt seats for older kids. Our swings are uniquely designed with 6" upright posts to coordinate with BigToys playground equipment and provide extra stability.



Belt Seat



Tot Seat



Small Made-for-Me Ages 2-5




Large Made-for-Me Ages 5-12

Description	Model	Age	Toprail	Chain
Belt Seat	86015	5-12	8'	Galvanized
Belt Seat	S86015	5-12	8'	Stainless
Tot Seat	86016	2-5	8'	Galvanized
Tot Seat	S86016	2-5	8'	Stainless
Belt Seat	86017	5-12	10'	Galvanized
Belt Seat	S86017	5-12	10'	Stainless
Belt Seat with anti-wrap hanger	86024	5-12	8'	Galvanized
Belt Seat with anti-wrap hanger	S86024	5-12	8'	Stainless
Tot Seat with anti-wrap hanger	86025	2-5	8'	Galvanized
Tot Seat with anti-wrap hanger	S86025	2-5	8'	Stainless
Belt Seat with anti-wrap hanger	86026	5-12	10'	Galvanized
Belt Seat with anti-wrap hanger	S86026	5-12	10'	Stainless
Made for Me (Small)	86010	2-5	8'	Galvanized
Made for Me (Small)	S86010	2-5	8'	Stainless
Made for Me (Large)	86011	5-12	10'	Galvanized
Made for Me (Large)	S86011	5-12	10'	Stainless
One-For-All	86014	2-5 or 5-12	8'	Galvanized
One-For-All	S86014	2-5 or 5-12	8'	Stainless
Made for Me with anti-wrap hanger (Small)	86027	2-5	8'	Galvanized
Made for Me with anti-wrap hanger (Small)	S86027	2-5	8'	Stainless
Made for Me with anti-wrap hanger (Large)	86028	5-12	10'	Galvanized
Made for Me with anti-wrap hanger (Large)	S86028	5-12	10'	Stainless
One-For-All with anti-wrap hanger	86029	2-5 or 5-12	8'	Galvanized
One-For-All with anti-wrap hanger	S86029	2-5 or 5-12	8'	Stainless

Description	Model	Dimensions
Medium Duty Wear Mat	209426	36" x 36" x 3/4" 91 cm x 91 cm x 2 cm
Heavy Duty Wear Mat	161292	48" x 48" x 1" 122 cm x 122 cm x 3 cm



One-for-All
Optional strap is available, sold separately



Medium Duty Wear Mat

WARNING: Installation over a hard surface such as concrete, asphalt, or packed earth may result in serious injury from falls.





BigPlay for little ones.

EarlyWorks premium-quality, sustainable equipment is designed to create inspiring play environments that encourage exploration, experimentation, and discovery for young children. As an **American-made** playground essential since 1970, we infuse key developmental domains into our play equipment such as: social/emotional, physical, sensory, cognitive, and communication.

Discover how you can introduce early childhood outdoor learning opportunities coupled with healthy physical activity that go beyond traditional playgrounds.



Play Environments designed for learning



EarlyWorks environments offer young children many outdoor play and learning opportunities beyond traditional playground structures. Your **Recreation Consultant** will offer expert services to infuse your outdoor learning environment with configurable play, standards-based play, environmentally-friendly play, as well as loose-parts play.

Visit our website at www.bigtoys.com to view an **Interactive Environment Map**, and to help plan your early childhood environment.



Gross Motor

Literacy & Language

Sensory Motor

Trike Path

Science

Dramatic Play

Sand & Water

NATURAL Play Spaces

Compelling health research recognizes everyday outdoor play in **nature** as a powerful strategy for **promoting healthy childhood development** – including combating sedentary lifestyles. Offering naturalized play environments can provide wide opportunities for enhanced dramatic play, free explorations, and quiet cozy spots. Designing nature back into children's lives not only benefits children's play but also engages communities in working together to create richer play experiences for all users.

All Earlyworks structures are available in conditioned wood or recycled metal, and are noted throughout the catalog.

Balanced Play

Play is both a physical and social event. Earlyworks products are designed to intentionally strike a perfect balance between both.

Fun Social Events

Earlyworks designs emphasize cozy, social spots that provide areas under decks, crawl tunnel meeting points, and seating areas to just hang out. Our design intentionally encourages:

- **Teamwork and Cooperation**
- **Creativity and Imagination**
- **Observation and Relaxation**

Active Learning Events

Earlyworks designs activities encouraging children to interact and participate with unique, one-of-a-kind play events. These products are designed to provide opportunities for:

- **Physical Activity**
- **Fitness Through Fun**
- **Cognitive Development**



Bignature





EC-022 Green Thumb Planter Box

Plant, Water, Grow! Children will enjoy tending to this pint-sized gardening box and watching the magic of nature unfold before their very eyes. Incorporating gardening opportunities in a play environment helps to connect children with nature, and teaches them valuable life skills.



EC-023 Green Thumb Potting Shed

Perfectly sized for budding gardeners, the Green Thumb Potting Shed offers shelter from the sun and rain, a play counter for mixing and potting herbs, vegetables or flowers, and planter box sides that help display the handiwork of successful growing and harvesting.



EC-123 Garden Bed

Few things draw kids closer to nature than tending a garden. A small garden bed can provide countless hours of joy for budding minds as they engage directly with the earth.



MEC-416 Garden Bridge

Description	Conditioned Wood	Recycled Plastic & Metal	Space Required	
Green Thumb Planter Box	EC-022	MEC-022	4' 6" x 0' 7"	137 cm x 17 cm
Garden Bed	EC-123	N/A	9' 0" x 3' 0"	274 cm x 91 cm
Green Thumb Potting Shed	EC-023	MEC-023	13' 0" x 16' 6"	518 cm x 503 cm
Garden Bridge	N/A	MEC-416	5' 10" x 3' 2" x 2' 6"	178 cm x 97 cm x 76 cm

Nature & Gardening

**MEC-006** Weather Panel**EC-039** Seasons Panel**EC-041** US Map Panel**MEC-220** Double Investigate Table
Removable plastic bins are easy to wash and replace.**EC-037** Telescope**MEC-240** Exploration & Discovery Table

Description	Conditioned Wood	Recycled Plastic & Metal	Space Required	
Weather Panel	EC-006	MEC-006	0' 7" x 4' 6"	17 cm x 137 cm
Seasons Panel	EC-039	MEC-039	0' 7" x 4' 6"	17 cm x 137 cm
US Map Panel	EC-041	MEC-041	0' 7" x 4' 6"	17 cm x 137 cm
Double Investigate Table	N/A	MEC-220	3' 6" x 2' 4" x 2' 0"	107 cm x 71 cm x 61 cm
Telescope	N/A	EC-037	1' diameter	31 cm
Exploration & Discovery Table	N/A	MEC-240	2' 0" x 2' 7" x 2' 0"	61 cm x 79 cm x 61 cm

Science



EC-100 Sun Shelter Sand Box



EC-121 10' x10' Sandbox with cover

This sandbox comes with a twist: the perimeter is labeled with numbers and letters which creates a grid that invites searches for "buried treasure." Includes breathable heavy duty fabric cover.



EC-125 15' Octagon Sand Box (Cover included)

Description	Conditioned Wood	Recycled Metal & Plastic	Age Range	Kid Capacity	Space Required
Sun Shelter Sandbox	EC-100	N/A	2-5	5-8	8' 0" x 8' 0" 244 cm x 244 cm
Sandbox 10' Square w/ Cover	EC-121	N/A	2-5	10	10' 0" x 10' 0" 305 cm x 305 cm
Sandbox 15' Octagon w/ Cover	EC-125	N/A	2-5	10-12	15' 0" x 15' 0" 457 cm x 457 cm

Sand & Water



EC-129 Scoop Digger w/ Seat
Turns 360 degrees

EC-129



EC-129A Accessible Scoop Digger
Turns 360 degrees



EC-610 Water Table



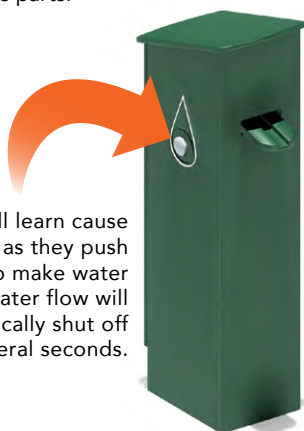
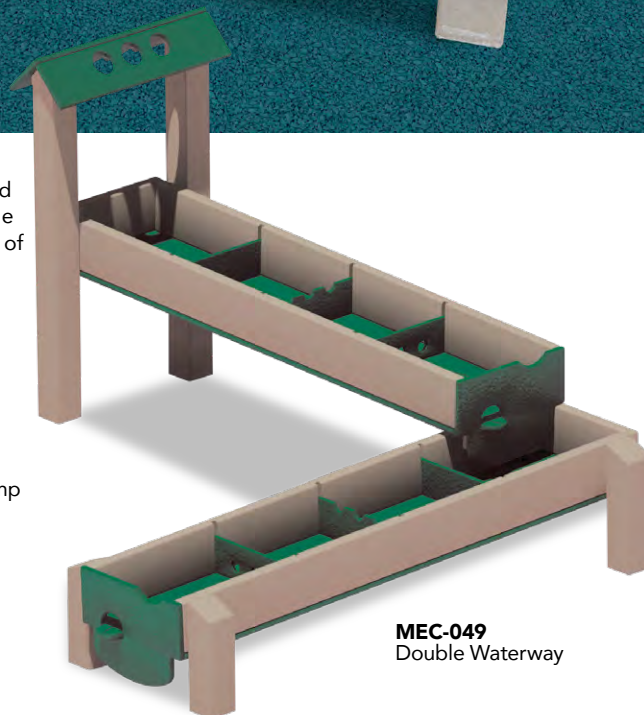
MEC-008 Learning Puddle

Description	Conditioned Wood	Recycled Metal & Plastic	Age Range	Kid Capacity	Space Required
Scoop Digger	N/A	EC-129	2-5 or 5-12	1	7' 6" x 7' 6" 229 cm x 229 cm
Accessible Scoop Digger	N/A	EC-129A	2-5 or 5-12	1	5' 6" x 2' 9" 168 cm x 83 cm
Water Table	N/A	EC-610	2-5	5	9' 0" 274 cm diameter
Learning Puddle	EC-008	MEC-008	2-5	4	3' L x 3' W x 1' 6" H 91 cm x 91 cm x 46 cm
Accessible Learning Puddle (not shown)	EC-026	MEC-026	2-5	4	3' L x 3' W x 2' H 92 cm x 92 cm x 61 cm

**MEC-014** Triple Waterway

Add flowing water to the tiered channels using a garden hose attached to a bracket. Collect water for recirculating in a bin (not included) at the end of the lowest tier. Removable dams invite children to halt the flow of water and use floating loose parts.

Children will learn cause and effect as they push the valve to make water flow. The water flow will automatically shut off after several seconds.

**MEC-235**
Water Pump**MEC-049**
Double Waterway

Description	Conditioned Wood	Recycled Metal & Plastic	Age Range	Kid Capacity	Space Required
Triple Waterway	N/A	MEC-014	2-5	20	11' 4" x 6' 10" 346 cm x 208 cm
Double Waterway	N/A	MEC-049	2-5	12	5' 7" x 6' 9" 171 cm x 206 cm
Water Pump Inground Mount	N/A	MEC-235	2-5	2	0' 11"L x 0' 10"W x 3' 1"H 28 cm x 25 cm x 94 cm
Water Pump Surface Mount	N/A	MEC-248	2-5	2	0' 11"L x 0' 10"W x 3' 1"H 28 cm x 25 cm x 94 cm

**MEC-007** Rockin' Drum**EC-031** Rainwheel**MEC-110** Xylophone

Young musicians are able to play real songs on the Xylophone, which is tuned to provide a full octave of fun in the key of "C".

**MEC-032** Chime Panel

Description	Conditioned Wood	Recycled Metal & Plastic	Space Required
Rockin' Drum	EC-007	MEC-007	3' 4" x 1' 6" 102 cm x 46 cm
Rainwheel	N/A	EC-031	3' 91 cm diameter area
Xylophone	EC-110	MEC-110	4' 6" x 1' 6" 137 cm x 46 cm
Chime Panel	EC-032	MEC-032	4' 6" x 1' 6" 137 cm x 46 cm

Music & Movement



MEC-755 Pegasus - Musical instruments encourage multi-generational play



MEC-756 Weenotes Package - Includes Merry, Piper, and Griffin Portable mounts (shown) sold separately



MEC-750 Imbarimba



MEC-752 Merry



MEC-758 Rhythm



MEC-757 Melody




Replacement Mallets available. Ask your sales representative.

Description	Model	Space Required
Pegasus	MEC-755	4' 1" x 1' 10" x 1' 10" 56 cm x 124 cm x 56 cm
Weenotes Package	MEC-756	5' 5" x 6' 8" 165 cm x 203 cm
Imbarimba	MEC-750	3' 11" x 2' 6" x 1' 10" 76 cm x 119 cm x 56 cm
Merry	MEC-752	2' 3" x 2' 3" x 1' 10" 69 cm x 69 cm x 56 cm
Rhythm	MEC-758	1' 8" x 1' 4" x 1' 10" 38 cm x 51 cm x 56 cm
Melody	MEC-757	1' 8" x 1' 4" x 1' 10" 38 cm x 51 cm x 56 cm

Inground, surface mount, and portable options available for most music items.

Items on this page are available in recycled metal & plastic only and in the colors shown.

 These items should not be placed in any play equipment Use Zone as defined by CPSC and ASTM.



MEC-751 Tuned Drums - Inground



MEC-761 Tuned Drums - Surface Mount




MEC-213 Triple Drum Table*
Portable option available. (Mallets not included)
*Ships from a separate location.



MEC-754 Griffin



MEC-753 Piper



MEC-231
Single Tot Drum*
Features Remo® drum head for authentic sound in an outdoor environment.
*Ships from a separate location.

Description	Conditioned Wood	Recycled Metal & Plastic	Space Required	
Tuned Drums	N/A	MEC-751	5' 6" x 1' 4" x 2' 10"	168 cm x 41 cm x 86 cm
Tuned Drums (Surface mount)	N/A	MEC-761	5' 6" x 1' 4" x 2' 10"	168 cm x 41 cm x 86 cm
Triple Drum Table	N/A	MEC-213	2' 2" x 2' 2" x 2' 2"	66 cm x 66 cm x 66 cm
Griffin	N/A	MEC-754	2' 3" x 0' 6" x 3' 3"	15 cm x 69 cm x 99 cm
Piper	N/A	MEC-753	2' 3" x 2' 3" x 1' 10"	69 cm x 69 cm x 56 cm
Single Tot Drum	N/A	MEC-231	1' 2" x 1' 2" x 8"	36 cm x 36 cm x 20 cm
Whistle	EC-029	MEC-029	3'	91 cm diameter area



MEC-029 Whistle
(Post included)

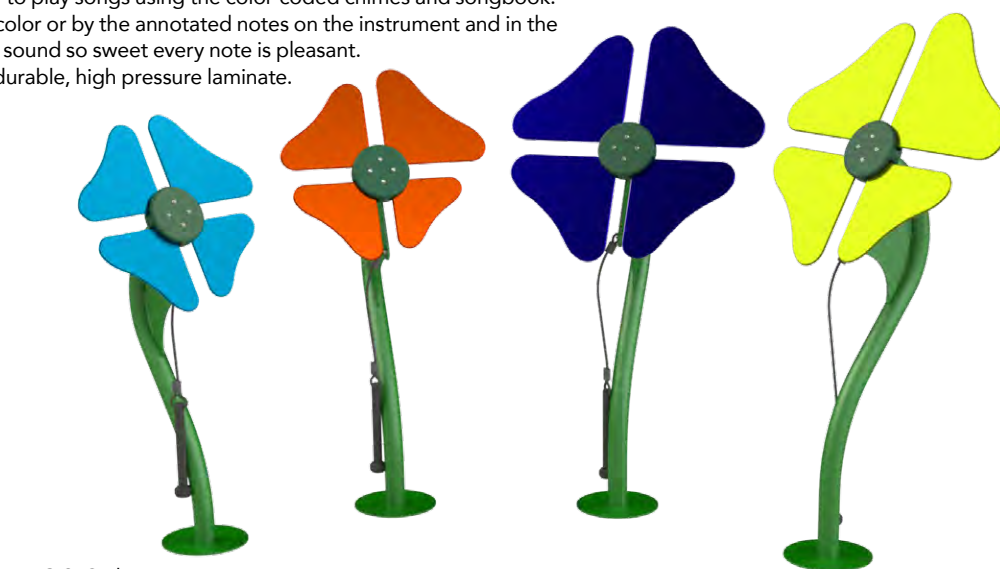


These items should not be placed in any play equipment Use Zone as defined by CPSC and ASTM.



MEC-254 Serenade

Serenade an audience with the ability to play songs using the color-coded chimes and songbook. Learn to play in 2 different ways – by color or by the annotated notes on the instrument and in the book. The 15 chimes are diatonic and sound so sweet every note is pleasant. The songbook is constructed from a durable, high pressure laminate.



MEC-253 Flower Bouquet

This enchanted garden collection include four musical flowers with a range of 13 different notes, variations in height, and organic colors that create a harmonic chorus of sweet sounds. While each flower can be purchased separately, there are cost benefits when ordering the full bouquet.

Description

Recycled Metal & Plastic

Serenade

MEC-254

Flower Bouquet

MEC-253



These items should not be placed in any play equipment Use Zone as defined by CPSC and ASTM.



MEC-038
Sign Language Panel



EC-036 Talk Tubes
Designed for outdoor communication, Talk Tubes allow children on opposite ends of the playground to speak to one another. (Comes in set of 2)



MEC-042 Shapes Panel
Teaches children basic recognition skills as they try to match objects in the everyday world to standard shapes. Shapes include: circle, diamond, rectangle, square, triangle, oval, arrow, star, and octagon.

Description	Conditioned Wood	Recycled Metal & Plastic	Space Required
Sign Language Panel	EC-038	MEC-038	4' 6" x 1' 6" 137 cm x 46 cm
Talk Tubes (Set of 2)	N/A	EC-036	1' dia. per tube 31 cm
Shapes Panel	EC-042	MEC-042	4' 6" x 1' 6" 137 cm x 46 cm
Object Panel	EC-045	MEC-045	4' 6" x 1' 6" 137 cm x 46 cm
Find 'n Seek	EC-004	MEC-004	3' dia. area 91 cm



EC-045 Object Panel
For multi-sensory learning, this panel offers movable cylinders with shapes, colors, and favorite objects.



MEC-004 Find 'n Seek

This interactive game promotes cooperation, sensory stimulation, and shape recognition, while linking with classroom learning. Children seek out tabs located throughout the play environment with icons matching those on the spinner face. Caregivers will find it easy to relocate the six tabs, providing endless possibilities. Tabs included are cat, dog, apple, duck, tree, and tulip (shown at right).




Literacy & Language




5' & 6'
Playhouses
Available



M59006 5' Playhouse




M59004 Sink



M59008 Stove




M59014 5' Sink/Stove Combo (Shown)
M59018 6' Sink/Stove Combo



M59017 Flower Box

Description	Model	Space Required
5' Playhouse (Shown)	M59006	5' 1" x 5' 1" x 6' 5" 155 cm x 155 cm x 196 cm
6' Playhouse	M59007	6' 1" x 6' 1" x 6' 9" 185 cm x 185 cm x 206 cm
Sink	M59004	N/A
Stove	M59008	N/A
5' Sink/Stove Combo	M59014	N/A
6' Sink/Stove Combo	M59018	N/A
Flower Box	M59017	N/A
Table	M59001	N/A



M59001 Table

Items on this page are available in recycled Metal & Plastic only.

Playhouses & Accessories

**EC-018** Playhouse without floor**MEC-640** Compact Playhouse**EC-645** Standard Playhouse**EC-648** Activity Playhouse**EC-108** Youth Shelter**EC-100A** Pass Through Arbor**EC-016** Breezeway Playhouse**EC-107** Three-sided Arbor

Description	Conditioned Wood	Recycled Metal & Plastic	Kid Capacity	Space Required		Fall Height
Playhouse w/o floor	EC-018	MEC-018	4-6	14' 6" x 16' 6"	442 cm x 503 cm	1' 4" 41 cm
Compact Playhouse	EC-640	MEC-640	6-8	17' 6" x 16' 6"	533 cm x 503 cm	2' 5" 74 cm
Standard Playhouse	EC-645	MEC-645	9-11	19' 0" x 16' 6"	579 cm x 503 cm	2' 5" 74 cm
Activity Playhouse	EC-648	MEC-648	15-20	21' 6" x 21' 6"	655 cm x 655 cm	1' 5" 43 cm
Youth Shelter	EC-108	MEC-108	4-6	9' 0" x 5' 0"	274 cm x 152 cm	Ground Level
Pass Through Arbor	EC-100A	N/A	N/A	8' 6" x 8' 6"	259 cm x 259 cm	Ground Level
Breezeway Playhouse	EC-016	MEC-016	4-6	19' 0" x 17' 0"	579 cm x 518 cm	2' 5" 74 cm
Three-sided Arbor	EC-107	N/A	N/A	8' 6" x 8' 6"	259 cm x 259 cm	Ground Level

Trike Path Traffic Signs

Signs include a movable base and can be rearranged throughout the path's space or brought indoors. Trike path must be placed outside of use zone. Trike Path sign height is 37-1/2".



UP125 Stop



UP126 Yield




UP127 Railroad



UP157 Do Not Enter



UP128 School Zone



UP156 Arrow



UP153 Hazard Barrier*
*Mounted on (2) posts



UP154 Trike Parking



UP155 No Trikes



UP125 Stop



MEC-215 Street Sign

Village Store Fronts



MEC-241
Dual Gas Pump Station



MEC-222
Gas Pump on Post



EC-048
House Panel



MEC-221
Café Panel



MEC-040P
Post Office Panel



MEC-040S



MEC-040F

Post Office Panel
also available
in the above options

Description	Conditioned Wood	Recycled Metal & Plastic	Space Required	
Traffic Sign 4 Pack*	N/A	UP129		
House Panel	EC-048	MEC-048	4' 6" x 1' 6"	137 cm x 46 cm
Café Panel	EC-221	MEC-221	0' 4" x 3' 5" x 6' 2"	10 cm x 104 cm x 188 cm
Post Office Panel	EC-040P	MEC-040P	0' 7" x 4' 6"	17 cm x 137 cm
School Panel	EC-040S	MEC-040S	0' 7" x 4' 6"	17 cm x 137 cm
Fire Station Panel	EC-040F	MEC-040F	0' 7" x 4' 6"	17 cm x 137 cm
Dual Gas Pump Station	EC-241	MEC-241	0' 4" x 3' 5" x 6' 2"	10 cm x 104 cm x 188 cm
Gas Pump on Post	EC-222	MEC-222	0' 10" x 0' 7" x 2' 1"	25 cm x 18 cm x 188 cm

*4 Pack includes Stop, Yield, Railroad, and School Zone signs

Trike Path



MEC-129 Sea Horse Spring Rider



MEC-128 Dolphin Spring Rider




MEC-127 Motorcycle Spring Rider



MEC-120 MiniVan



MEC-125 Duo Spring Rider



MEC-130 Junior Synchro Spinner



EC-625 Moving Tunnels



MEC-109 Embankment Slide

Description	Conditioned Wood	Recycled Metal & Plastic	Kid Capacity	Space Required	Fall Height
Sea Horse Spring Rider	N/A	MEC-129	1	15' 1" x 13' 0" 460 cm x 396 cm	2' 6" 77 cm
Dolphin Spring Rider	N/A	MEC-128	1	15' 0" x 13' 7" 458 cm x 414 cm	2' 6" 77 cm
Motorcycle Spring Rider	N/A	MEC-127	1	15' 7" x 13' 1" 475 cm x 399 cm	2' 6" 77 cm
MiniVan	N/A	MEC-120	1	13' 6" x 14' 6" 411 cm x 442 cm	1' 6" 46 cm
Duo Spring Rider	N/A	MEC-125	2	14' 0" x 16' 0" 427 cm x 488 cm	1' 9" 53 cm
Junior Synchro Spinner	N/A	MEC-130	1	13' 8" x 13' 8" 417 cm x 417 cm	1' 6" 46 cm
Moving Tunnels	N/A	EC-625	3-5	24' 0" x 18' 0" 732 cm x 549 cm	3' 5" 104 cm
Embankment Slide	EC-109	MEC-109	2-4	17' 6" x 16' 6" 533 cm x 503 cm	ground level

Sensory Motor




Side 1



Side 2

MEC-035 Airplane Panel
with Steering Wheel

Also available in wood **EC-035**



EC-126 Helicopter (Color as shown)



M59027 School Bus



66517 Flight Jet

Seating three in a row, the Flight Jet is a realistic adventure game with two turning steering wheels. Color as shown.



M59012 Cozy Coupe



M59013 Freight Train

Description	Model	Space Required	Kid Capacity	Color
Airplane Panel	MEC-035	4' 6" x 1' 6" 137 cm x 46 cm	N/A	See page 129 HDPE Colors
Helicopter	EC-126	18' 8" x 17' 3" 569 cm x 526 cm	2	As Shown
Flight Jet	66517	19' 0" x 19' 0" 579 cm x 579 cm	3	As Shown
School Bus	M59027	15' 2" x 17' 2" 462 cm x 523 cm	4	As Shown
Cozy Coupe	M59012	5' 2" x 17' 2" 462 cm x 523 cm	4	See page 129 HDPE Colors
Freight Train	M59013	18' 5" x 24' 4" 561 cm x 742 cm	8	See page 129 HDPE Colors

Dramatic Play



M59-033 Ship's Bow Install as an independent activity or adjacent to your structure.



M59-031 Flag Topper



66506 Sailboat Sandbox

Multiple seating areas surround this distinctive sailboat inspired sandbox, inviting kids to socialize as they hunt for buried treasure.

Description	Conditioned Wood	Recycled Metal & Plastic	Space Required	Kid Capacity	Color
Ship's Bow	N/A	M59-033	21' 10" x 17' 10" 665 cm x 544 cm	8-10	See p.129 HDPE Colors
Flag Topper	59-031	M59-031	-	-	See p.129 HDPE Colors
Sailboat Sandbox	N/A	66506	18' 6" x 21' 1" 564 cm x 643 cm	10	As Shown



MEC-046 TouchMath® Panel

The TouchMath Panel is an interactive outdoor play event created in partnership with Innovative Learning Concepts Inc. to bring learning outside to the playground!

Each TouchMath Panel comes with:

- Training Manual
- Classroom Sampler and Activity Panel Poster
- TouchMath Activity Panel Manual

For more information, please contact your local representative



MEC-118 Labyrinth



EC-043 Finger Maze



MEC-044 Clock Panel

Description	Conditioned Wood	Recycled Metal & Plastic	Space Required
TouchMath® Panel	EC-046	MEC-046	0' 7" x 4' 6" 17 cm x 137 cm
Labyrinth	EC-118	MEC-118	0' 7" x 4' 6" 17 cm x 137 cm
Finger Maze Panel	EC-043	MEC-043	0' 7" x 4' 6" 17 cm x 137 cm
Clock Panel	EC-044	MEC-044	0' 7" x 4' 6" 17 cm x 137 cm



66519 Game Central Station



66507 Educational Activity Center

Description	Model	Space Required	Capacity	Color
Game Central Station	66519	9' 8"L x 3' 7"W x 3' 6"H	8-12	As Shown
Educational Activity Center	66507	8' 5"L x 4' 6"W x 3' 2"H	8-12	As Shown

Items above are available in recycled metal & plastic only.


Math & Counting



MBT-203 Single Art Mural
Portable option available



MEC-034
Puppet Theater Panel



MBT-206 Double Art Mural



MEC-117 Paint 'n Play



MEC-204 Eco Blocks Box with Sorter Lid*
Includes 50 recycled plastic blocks, Storage Box and Lid. Available with Solid Lid.
*Ships from a separate location.



MEC-005 Gallery Panel

ideal
for children's
documentation


Description	Conditioned Wood	Recycled Metal & Plastic	Space Required
Paint 'n Play	EC-117	MEC-117	0' 7" x 4' 6" 17 cm x 137 cm
Single Art Mural	N/A	MBT-203	4' 0" x 1' 0" x 4' 8" 121 cm x 46 cm x 142 cm
Double Art Mural	N/A	MBT-206	7' 9" x 1' 0" x 4' 8" 236 cm x 46 cm x 142 cm
Puppet Theater Panel	EC-034	MEC-034	4' 6" x 1' 6" 137 cm x 46 cm
Gallery Panel	EC-005	MEC-005	3' 4" x 1' 6" 102 cm x 30 cm
Eco Blocks Box w/ Solid Lid	N/A	MEC-203	N/A
Eco Blocks Box w/ Sorter Lid (shown)	N/A	MEC-204	N/A

Arts & Loose Parts



MEC-027 Climb & Discover Cave

Large openings offer crawl through points and allow easy interior supervision. Children will discover new nature details each time they play: mushrooms, turtle, lady bug, bird in nest, leaves, and more. Professional handholds available in 2 color schemes.



MEC-027N Letter & Number Handholds



BT-260 Chatter Bug



EC-244 Funny Bones

Description	Model	Age Range	Kid Capacity	Space Required	Fall Height
Climb & Discover Cave (standard handholds)	MEC-027	2-5 or 5-12	9	20' 0" x 21' 0" 700 cm x 640 cm	3' 4" 102 cm
Climb & Discover Cave (letter & number handholds)	MEC-027N	2-5 or 5-12	9	20' 0" x 21' 0" 700 cm x 640 cm	3' 4" 102 cm
Chatter Bug	BT-260	2-5 or 5-12	3	19' 6" x 16' 0" 579 cm x 488 cm	1' 11" 58 cm
Funny Bones	EC-244	2-5	2-5	15' 4" x 16' 2" 467 cm x 493 cm	2' 10" 86 cm

Cozy Spots



MEC-011 Crawl Through Tunnel



EC-011 Crawl Through Tunnel



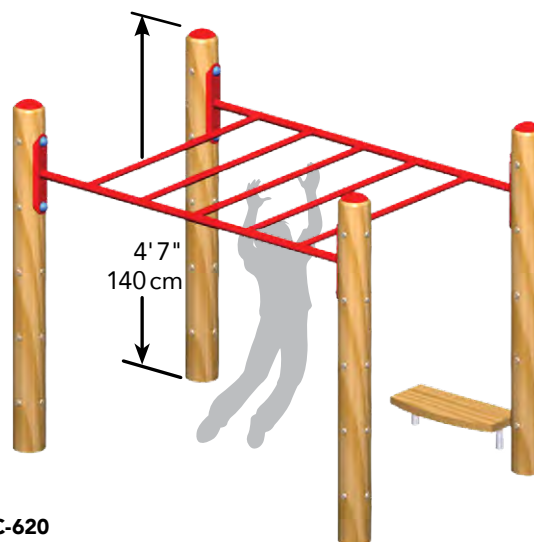
MEC-105 Balance Beam



EC-115 Chinning Bars



EC-635 Expanded PlayShell Climber



EC-620

Early Childhood Overhead Ladder
Includes boost step to help children access top.

Description	Wood	Recycled Metal & Plastic	Kid Capacity	Space Required	Fall Height
Crawl Through Tunnel	EC-011	MEC-011	2-4	14' 9" x 16' 5" 450 cm x 488 cm	3' 0" 91 cm
Balance Beam	EC-105	MEC-105	3	21' 0" x 15' 0" 640 cm x 457 cm	1' 0" 31 cm
Chinning Bars	EC-115	MEC-115	4	21' 6" x 12' 6" 655 cm x 381 cm	4' 9" 145 cm
Expanded PlayShell Climber	N/A	EC-635	12-15	23' 0" x 19' 6" 701 cm x 594 cm	2' 6" 76 cm
Early Childhood Overhead Ladder	EC-620	MEC-620	2-4	16' 6" x 19' 0" 582 cm x 511 cm	4' 7" 140 cm

Gross Motor



Custom Arch Sign

BTCS1 1-sided
BTCS2 2-sided

Create your own graphics for a welcome sign, age appropriate sign, or donor recognition sign for your playground using fiberglass technology!



Standard Fiberglass Welcome Sign

Available for ages:

- **UP102** 6-23 months
- **UP103** 6-23 months or 2-5 years
- **UP104** 2-5 years (shown)
- **UP105** 2-5 or 5-12 years
- **UP106** 5-12 years



MEC-003 Caregiver Bench

100% recycled plastic lumber slats with a powder coated black steel frame.
 5' x 1'9" (152 cm x 53 cm)



MEC-001 Kid Bench

100% recycled plastic lumber slats with a powder coated black steel frame.
 2' x 1'4" / 61 cm x 41 cm



MEC-002 Kid Seat

100% recycled plastic lumber slats with a powder coated black steel frame.
 2' x 1'4" / 61 cm x 41 cm



MEC-024 Friendship Table

3/4" HDPE - Available with smooth top for writing as shown.
 3' x 3' / 91 cm x 91 cm



BT-001 PlayCounter & Bench

4'6" x 2'8" / 137 cm x 82 cm

Seating



358PS-PLP Portable Preschool Learning Table

The Portable Preschool Learning Table is 20" (51 cm) high and 46" (117 cm) square table featuring a full alphabet and numbers 0-9 to complement your early childhood setting. Standard 46" (117 cm) square, octagon, and round options available without the alpha-numeric detailing. Call for more info.

- 1-5/8" O.D. (4 cm) all MIG welded pipe with 1-" O.D. (2.54 cm) brace
- Walk through design
- All stainless steel hardware

Model	Description	Dimensions
358PS-PLP	46" (117 cm) Learning Table	78" x 78" x 20" 199 cm x 199 cm x 51 cm

Portable Child's and Standard Size Benches

- Diamond pattern
- Thermoplastic green or blue coating with powder coated black frame
- 1" (2.54 cm) O.D. brace
- All stainless steel hardware

Model	Description	Dimensions
940PPS-V3	3' Portable Child's Bench	36" x 20" x 25" 92 cm x 51 cm x 64 cm
940P-V6	6' Standard Size Bench	72" x 26" x 38" 183 cm x 66 cm x 97 cm
940P-V8	8' Standard Size Bench	96" x 26" x 38" 244 cm x 66 cm x 97 cm



▲ 940P-V6 Standard Size Bench

- 6' (183 cm) or 8' (244 cm) portable bench
- 18" (46 cm) high seating
- 2-3/8" (6 cm) O.D. frame

◀ 940PPS-V3 3' Portable Child's Bench

- 3' (92 cm) portable bench
- 12" (30 cm) high seating
- 1-5/8" (4 cm) O.D. frame



238-V6 Standard Size Table

- 6' (183 cm) or 8' (244 cm) portable table
- 18" (46 cm) high seating, 30" high table
- Thermoplastic green or blue coating with powder coated black frame
- All stainless steel hardware
- 1" (2.5 cm) O.D. brace
- Diamond pattern
- 2-3/8" (6 cm) O.D. frame

Model	Description	Dimensions
238-V6	6' Rectangular Table	72" x 70" x 30" 183 cm x 178 cm x 77 cm
238-V8	8' Rectangular Table	96" x 70" x 30" 244 cm x 178 cm x 77 cm



158PS-V6 Child's Picnic Table

4' (122 cm) or 6' (183 cm) portable preschool table with rounded corners

- 12" (30 cm) high seating, 20" (51 cm) high table
- 1-5/8" (4 cm) O.D. frame
- Thermoplastic green or blue coating w/ powder coated black frame
- Diamond pattern
- 1" (2.5 cm) O.D. brace
- All stainless steel hardware

Model	Description	Dimensions
158PS-V4	4' Child's Picnic Table	48" x 70" x 20" 122 cm x 178 cm x 51 cm
158PS-V6	6' Child's Picnic Table	72" x 70" x 20" 183 cm x 178 cm x 51 cm



940-P6-BB 6' Buddy Bench

2-3/8" O.D. MIG welded Frame. Available in 6' and 8' Lengths. Seat available in Diamond(V) or Perforated(P) pattern. Ask us about designing custom graphics for your bench!

Benches & Tables



What is **snug play**?

Snug Play is a new approach to play spaces that allows children of all ages to play to their own ability. With no right or wrong way to play, children can create a dynamic play space that stimulates spontaneous play and cooperation as they create endless configurations. Requiring no installation, the Snug Play elements combine soft and rigid surfaces for a tactile play experience that can be used indoors or outside.

Create fun.



Play systems powered by a **child's imagination.**



snug play systems

Choose from **5 unique systems** to bring creative, loose parts play opportunities to your facility.



Visit our website to learn more and watch videos of Snug Play in use at **ultraplay.com**

Add unique **topography**

to the play space by integrating the **Snug Play Mound and Loop Combos**. Transform the landscape to inspire creative play that allows children to create and experience various levels of terrain, limited only by their imagination.

Check out all of our kits at ultraplay.com



Snug Play USA systems are ideal for early childhood centers, supervised parks, schools, community centers, festivals, special events, museums, therapeutic areas, and much, much more.

Snug Play has been Independently evaluated by the National Lekotek Center.

The National Lekotek Center is a not-for-profit organization that uses interactive play experiences, and the learning that results, to promote the inclusion of children with special needs into family and community life.

able play RATING <small>PlayCore, Inc.</small> SNUG <small>serial #PCSS-SN06-0901-10</small>	
DISABILITY CATEGORY	RATING (1-5)
Sensory	★★★★★
Communicative	★★★★★
Physical	★★★★★
Cognitive	★★★★★
www.ableplay.org <small>Play products for children with special needs Independent evaluation by National Lekotek Center</small>	



Lekotek

Building Blocks of Inclusion
A division of Anixter Center





MEC-009 Kinder Crossing
Features: Pull-up Bar, Spinning Disc, Mirror, Bubble, Tactile Balls & Sliding Shapes.
Only available in recycled metal & plastic.



EC-010 Peek 'n Play
Features: Music, Mirror, and Window.
Available in conditioned wood or recycled metal & plastic.



EC-017 Toddler Pull-up Bar



MEC-012
Toddler Pull-up Mirror



EC-015
Crawl Through Playhouse



MEC-013 Freestanding Bubble Panel



EC-104 Wall Mount Mirror

Description	Wood	Recycled Metal & Plastic	Kid Capacity	Space Required	Fall Height
Kinder Crossing	N/A	MEC-009	8	17' 6" x 15' 0" 533 cm x 457 cm	10" 26 cm
Peek 'n Play	EC-010	MEC-010	6-8	8' 6" x 4' 6" 259 cm x 137 cm	ground level
Toddler Pull-up Bar	EC-017	MEC-017	2-4	4' 6" x 0' 11" 137 cm x 28 cm	ground level
Crawl through Playhouse	EC-015	MEC-015	6-8	5' 0" x 5' 0" 152 cm x 152 cm	ground level
Toddler Pull-up Mirror	EC-012	MEC-012	1-2	4' 6" x 0' 9" 137 cm x 23 cm	ground level
Freestanding Bubble Panel	EC-013	MEC-013	1-2	4' 6" x 1' 6" 137 cm x 46 cm	ground level
Wall Mount Mirror	EC-104	MEC-104	1-2	N/A	ground level


6 to 23 Months



MEC-226 Mirror Sensory Box




MEC-242 Rock & Glide-Single
Coated chains provide a comfortable grip for small hands



MEC-228 Shapes Sensory Box



MEC-243 Rock & Glide-Double
Coated chains provide a comfortable grip for small hands



MEC-229
Window Sensory Box



MEC-227 Bead Sensory Box

Description	Model	Age Range	Capacity	Space Required	Fall Height
Mirror Box	MEC-226	6-23 mos. or 2-5 yrs.	8	4' 0" x 1' 4" x 1' 9" 121 cm x 41 cm x 53 cm	ground level
Shapes Box	MEC-228	6-23 months	2-4	4' 0" x 1' 4" x 1' 9" 121 cm x 41 cm x 53 cm	ground level
Window Box	MEC-229	6-23 months	1-2	4' 0" x 1' 4" x 1' 9" 121 cm x 41 cm x 53 cm	ground level
Bead Box	MEC-227	6-23 months	6-8	4' 0" x 1' 4" x 1' 9" 121 cm x 41 cm x 53 cm	ground level
Rock & Glide (Single)	MEC-242	6-23 months	1	19' 0" x 14' 5" x 3' 8" 579 cm x 440 cm x 112 cm	4' 122 cm
Rock & Glide (Double)	MEC-243	6-23 months	2	23' 3" x 14' 5" x 3' 8" 706 cm x 440 cm x 112 cm	4' 122 cm


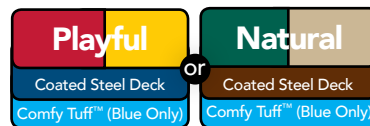
Items on this page are available in recycled Metal & Plastic only.
See **Page 105** to view play structures that meet the 6-23 month standard.



UP133 natural



All surfaces are easy to clean.



Crawl & Toddle

featuring Coated Steel Platform or Comfy Tuff™

Crawl & Toddle combines creative and fun elements of development for children under two. Handholds are placed throughout to provide support for new walkers and cruisers. Features include: spinning shapes and gears, bubble panel, mirror and more!

Steel Platform: UP133 natural | UP132 playful

Comfy Tuff Platform: UP130 playful | UP131 natural

Dimensions: 5' 2"L x 3' 8"W x 2' 9"H
157 cm x 112 cm x 84 cm

Kid Capacity: 8

Use Zone: 11' 2" x 9' 8" | 340 cm x 295 cm

Meets ASTM F2373 standards and CPSC standards for ages 6-23 months. Surface Mount and Inground packages sold separately.



Crawl & Toddle UP130
Playful with ComfyTuff™ (Back View)



Crawl & Toddle UP133
Natural (Top View)

Cruise-a-Long

featuring Coated Steel Platform or Comfy Tuff™

Cruise-a-Long is similar to the Crawl & Toddle, but great for slightly smaller spaces. The Cruise-a-Long features a cruise rail, spinning gears, bubble panel, and ball chute!

Steel Platform: UP139 natural | UP138 playful

Comfy Tuff Platform: UP137 natural | UP136 playful

Dimensions: 4' 8"L x 2' 6"W x 2' 9"H
142 cm x 76 cm x 84 cm


Kid Capacity: 6

Use Zone: 8'1" x 11'2" | 246 cm x 340 cm

**Surface Mount and Inground packages sold separately.*



Cruise Along UP139
Natural (Back View)



Cruise Along UP136
Playful (Top View)



**Not for installation over hard surfaces such as concrete, asphalt, or packed earth. Refer to ASTM F2373 for public and supervised surfacing and use zone requirements. ASTM F2373 is available for purchase at www.astm.com.*

6 to 23 Months



Mirror



Spinning Flowers



Spinning Game

Developmental Benefits Include:

- Object Recognition
- Expressive/Receptive Language Skills
- Cause-and-Effect
- Fine Motor Skills
- Gross Motor Skills
- Dramatic Play



The Big Outdoors

The Big Outdoors allows young tots to recognize familiar objects from their own backyards. With recycled deck slats for flooring, the Big Outdoors provides a unique venue for exploration.

Colors (as shown):	UP146
Dimensions:	6' 9" L x 3' 4" W x 2' 3" H 206 cm x 102 cm x 69 cm
Kid Capacity:	16
Use Zone:	9' 4" x 12' 9" 284 cm x 389 cm

**Surface Mount and Inground packages sold separately.*



Learn-a-Lot

Play Station & Sensory Wall

Learn-a-Lot is perfect for use indoors or out, and provides a varietal addition to any play space. The 4 panel Learn-a-Lot can be configured in a square or zig-zag, depending on preference.



Front View



Back View

2 Panel:	UP149 playful UP150 natural
Dimensions:	6' 2" L x 6' 7" W x 0' 11" H 188 cm x 201 cm x 61 cm
Capacity:	8 children
Suggested Space Required:	12' 9" x 12' 9" 389 cm x 389 cm

4 Panel:	UP142 playful UP143 natural
Dimensions:	6' 2" L x 6' 7" W x 0' 11" H 188 cm x 201 cm x 61 cm
Capacity:	16
Suggested Space Required:	12' 9" x 12' 9" 389 cm x 389 cm

**Surface Mount and Inground packages sold separately.*





*Freestanding
equipment
not included

Mountainside Children's Center | Framingham, Massachusetts

EarlyWorks Structures | 2 -5

EarlyWorks structures can be integrated with trike paths, child-friendly plantings, and other site features to create unique play environments that bring learning outdoors.

Hamlet

Conditioned Wood

EC-735-B or EC-735-G*

Recycled Metal & Plastic

MEC-735-B or MEC-735-G*

Age

2-5

Capacity

25-29

Fall Height

4' 0" | 122 cm

Activities

12

ASTM Use Zone

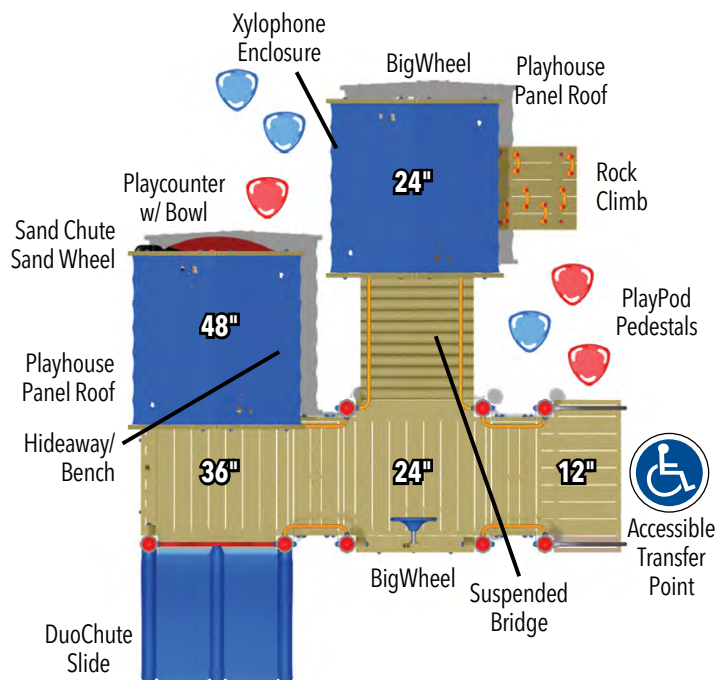
26' 6" x 31' 0"
807 cm x 945 cm

* **B** - Designates a **BLUE** roof with a star pattern

G - Designates a **GREEN** roof with a leaf pattern

See Page 102 for visual chart

TOP VIEW (Playful Palette)



All BigToys and Earlyworks structures offer a metal footer option for wood.
See page 125 for footer options.



Resort

Conditioned Wood

EC-434-B or EC-434-G*

Recycled Metal & Plastic

MEC-434-B or MEC-434-G*

Age 2-5

Capacity 30-40

Fall Height 4' 0" | 122 cm

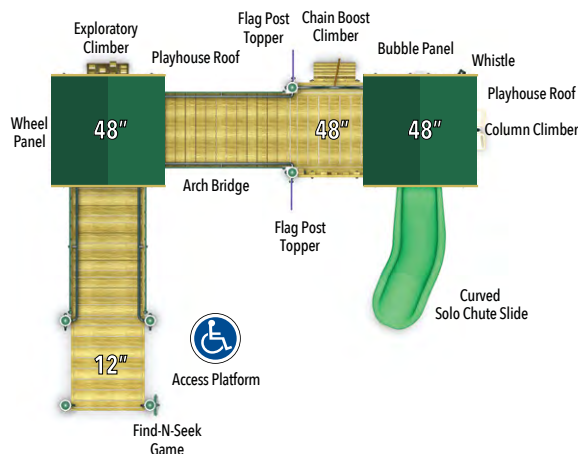
Activities 8

ASTM Use Zone 31' 11" x 28' 6" | 973 cm x 867 cm



The Bright School | Chattanooga, Tennessee

TOP VIEW



* **B** - Designates a **BLUE** roof with a star pattern
G - Designates a **GREEN** roof with a leaf pattern

PANEL ROOF COLOR OPTIONS



◀ **(B) BLUE ROOF** with star cut-outs for the Playful palette

or

(G) GREEN ROOF with leaf cut-out for the Natural palette ▶





Rocky Top

Conditioned Wood

EC-403-B or EC-403-G*

Recycled Metal & Plastic

MEC-403-B or MEC-403-G*

Age

2-5 years

Capacity

19-21

Fall Height

3' 0" | 92 cm

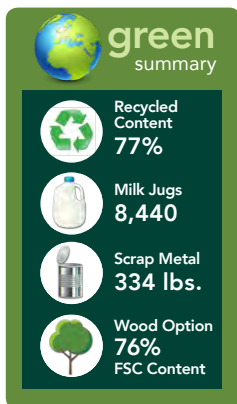
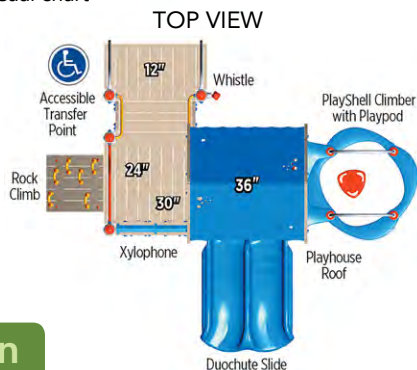
Activities

5

ASTM Use Zone

27' 9" x 25' 2"
846 cm x 767 cm

* B - Designates a **BLUE** roof with a star pattern
G - Designates a **GREEN** roof with a leaf pattern
See Page 102 for visual chart



Discovery

Conditioned Wood

EC-401

Recycled Metal & Plastic

MEC-401

Age

2-5 years

Capacity

18-20

Fall Height

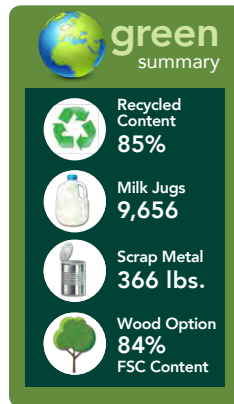
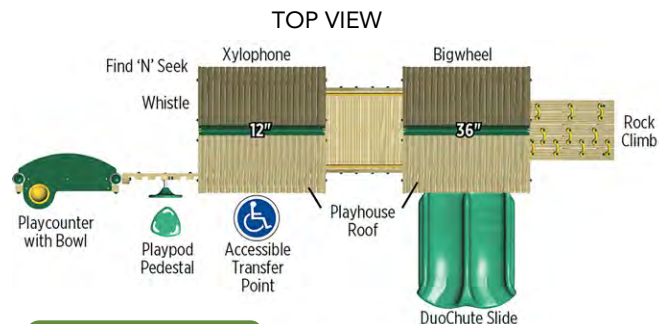
3' 0" | 92 cm

Activities

8

ASTM Use Zone

36' 0" x 21' 6"
1097 cm x 655 cm





Port Fun Playground | Mathews, Virginia

Bungalow

Conditioned Wood

EC-670-10

Recycled Metal & Plastic

MEC-670-10

Age

2-5

Capacity

15-20

Fall Height

3' 0" | 91 cm

Activities

7

ASTM Use Zone

32' 7" x 27' 1"
993 cm x 826 cm



green
summary

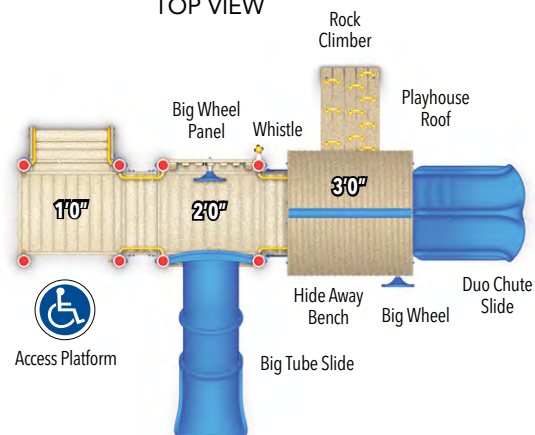
Recycled Content
78%

Milk Jugs
7,584

Scrap Metal
225 lbs.

Wood Option
74%
FSC Content

TOP VIEW





Tot City

Conditioned Wood

EC-205-B or EC-205-G*

Recycled Metal & Plastic

MEC-205-B or MEC-205-G*

Age

6 to 23 months or 2-5 years

Capacity

12-14

Fall Height

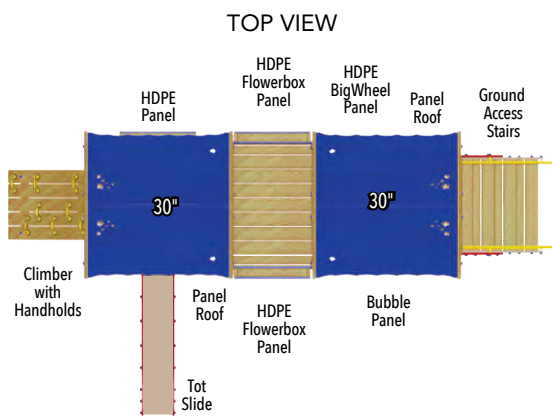
2' 6" | 77 cm

Activities

7

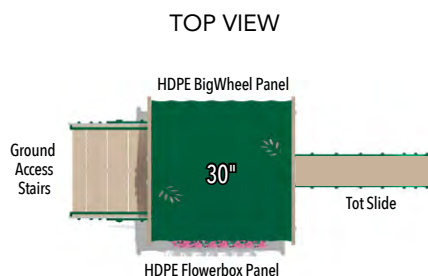
ASTM Use Zone

31' 6" x 21' 6" | 960 cm x 655 cm



* **B** - Designates a **BLUE** roof with a star pattern
G - Designates a **GREEN** roof with a leaf pattern
 See Page 102 for visual chart

These structures meet
6-23 month standards!



Tot Town

Conditioned Wood

EC-201-B or EC-201*

Recycled Metal & Plastic

MEC-201-B or MEC-201*

Age

6 to 23 months or 2-5 years

Capacity

10-12

Fall Height

2' 6" | 77 cm

Activities

3

ASTM Use Zone

24' 6" x 17' 0" | 747 cm x 518 cm



* **B** - Designates a **BLUE** roof with a star pattern
 See Page 102 for visual chart



Villager

Conditioned Wood

EC-424

Recycled Metal & Plastic

MEC-424

Age

2-5

Capacity

10-12

Fall Height

5' 0" | 152 cm

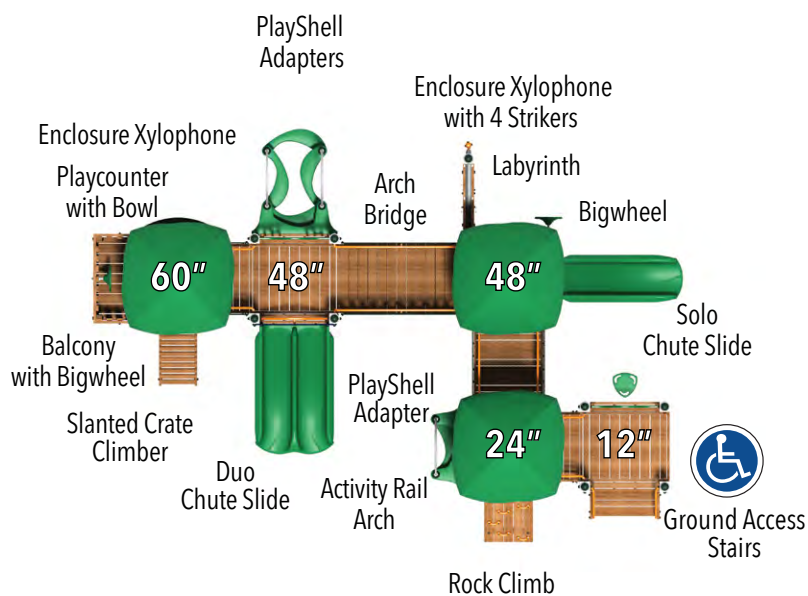
Activities

15

ASTM Use Zone

40' 8" x 32' 1"
1240 cm x 978 cm

TOP VIEW



green
summary



Recycled Content
68%



Milk Jugs
18,560



Scrap Metal
806 lbs.



Wood Option
70%
FSC Content



Quest

Conditioned Wood	EC-411
Recycled Metal & Plastic	MEC-411
Age	2-5
Capacity	25-30
Fall Height	3' 0" 92 cm
Activities	8
ASTM Use Zone	33' 5" x 27' 6" 1019 cm x 838 cm

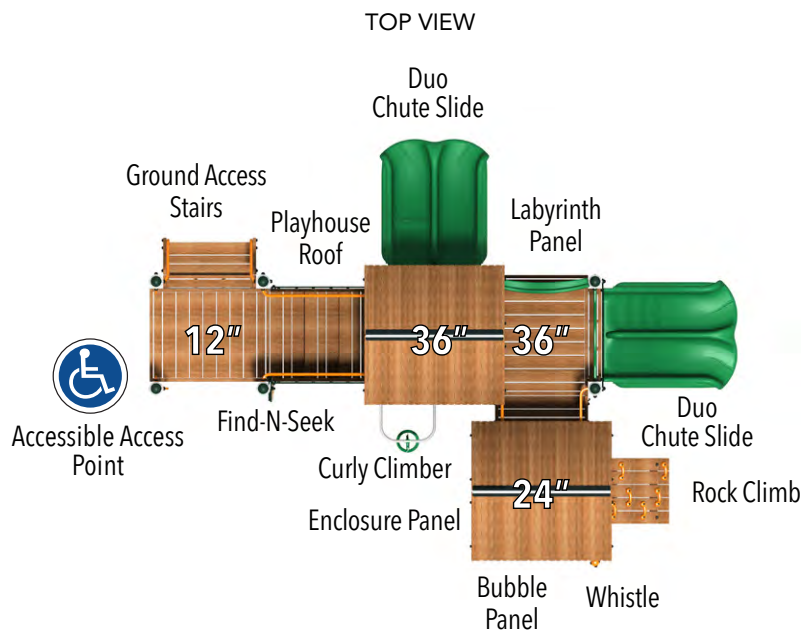
green
summary

Recycled Content
64%

Milk Jugs
6,832

Scrap Metal
368 lbs.

Wood Option
65%
FSC Content





Amy's Playground | Rockwell, Texas

Cabana

Conditioned Wood

EC-650

 EC-650-10

Recycled Metal & Plastic

MEC-650

 MEC-650-10

Age

2-5

Capacity

10-12

Fall Height

3' 0" | 91 cm

Activities

4

ASTM Use Zone

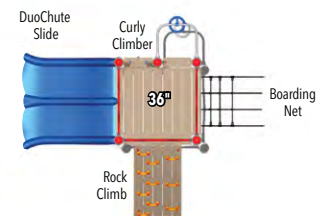
24' 0" x 22' 1"
732 cm x 678 cm

ASTM Use Zone (ADA)*

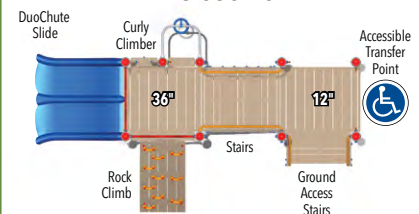
29' 5" x 22' 2"
897 cm x 676 cm



TOP VIEW (Shown)



TOP VIEW (Optional ADA)
MEC-650-10



Looking for a compact playground for an early childhood center or pocket park? The CABANA is designed to pack a lot of play into a very small space. Available as shown or in an optional ADA version, this playground provides dual slides, and three different climbing activities, to maximize fun!



Burrow

Conditioned Wood

Recycled Metal & Plastic

Age

Capacity

Fall Height

Activities

ASTM Use Zone

EC-438

MEC-438

2-5

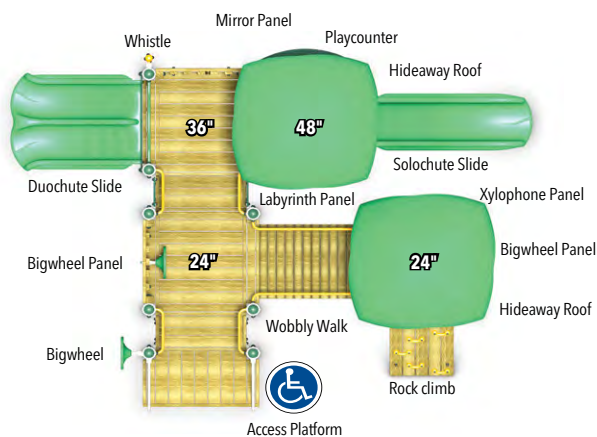
30-40

4' 0" | 122 cm

12

31' 6" x 26' 9"
960 cm x 815 cm

TOP VIEW



green
summary



Recycled Content
72%



Milk Jugs
11,376



Scrap Metal
388 lbs.



Wood Option
72% FSC Content

earlyworks
environments
By **BigToys**

2 - 5



Hide & Seek

Conditioned Wood

EC-421

Recycled Metal & Plastic

MEC-421

Age

2-5 years

Capacity

40-50

Fall Height

4' 0" | 122 cm

Activities

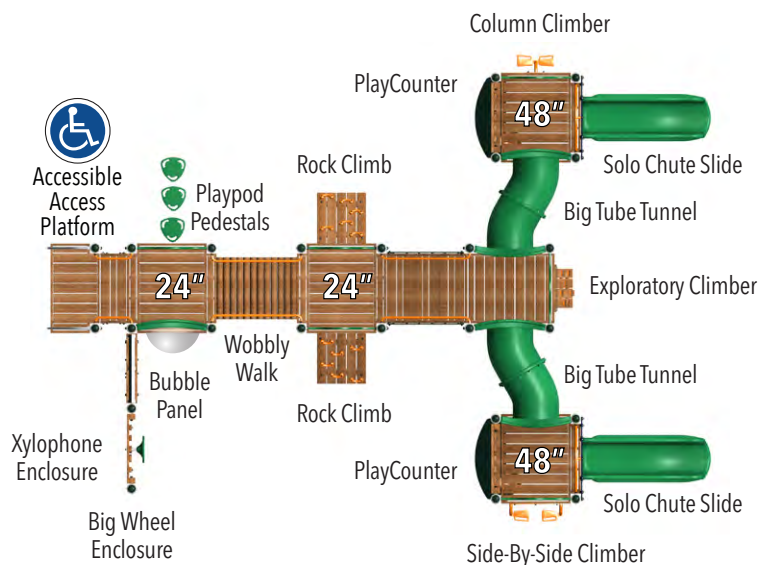
16

ASTM Use Zone

44' 3" x 34' 8"
1349 cm x 1057 cm

green
summary

- Recycled Content
85%
- Milk Jugs
9,656
- Scrap Metal
366 lbs.
- Wood Option
84%
FSC Content





Commander

Conditioned Wood

EC-405

Recycled Metal & Plastic

MEC-405

Age

2-5

Capacity

20-25

Fall Height

3' 0" | 91 cm

Activities

7

ASTM Use Zone

27' 0" x 28' 4"
823 cm x 864 cm



green
summary



Recycled Content
73%



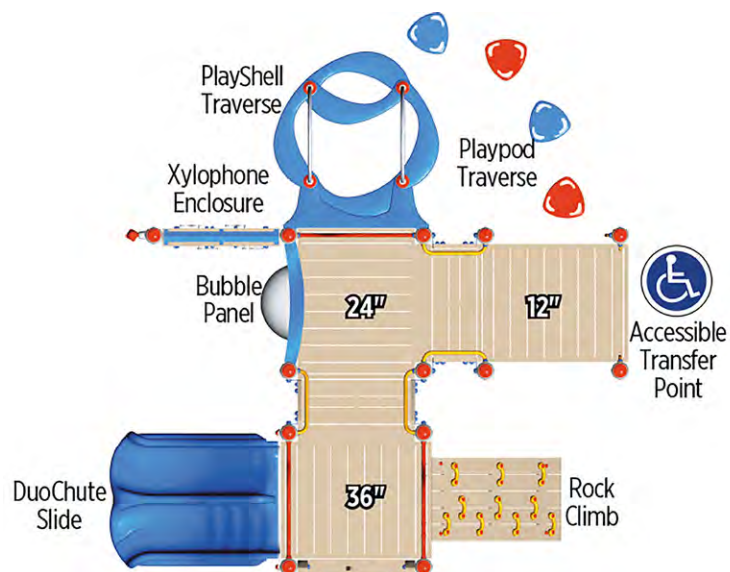
Milk Jugs
6,480



Scrap Metal
481 lbs.



Wood Option
74%
FSC Content





Flowerhill Promenade | Del Mar, California

Chalet

Conditioned Wood

EC-655

Recycled Metal & Plastic

MEC-655

Age

2-5

Capacity

10-12

Fall Height

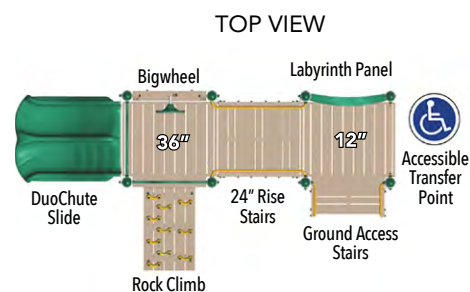
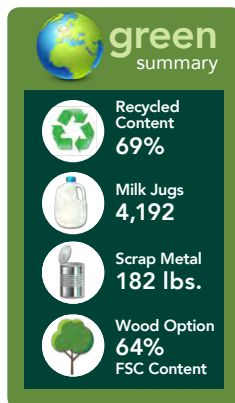
3' 0" | 92 cm

Activities

4

ASTM Use Zone

20' 6" x 29' 6"
625 cm x 354 cm



Flowerhill Promenade, located in southern California, wanted to provide a place where parents could relax and watch their children play. After an afternoon of enjoying this upscale, outdoor shopping mall, the CHALET play structure is like a magnet that catches children's attention with the whimsical, sea-themed surfacing and engaging play activities.



Doral City Park | Doral City, Florida

Villa

Conditioned Wood

Recycled Metal & Plastic

Age

Capacity

Fall Height

Activities

ASTM Use Zone

EC-690-10

MEC-690-10

2-5

40-50

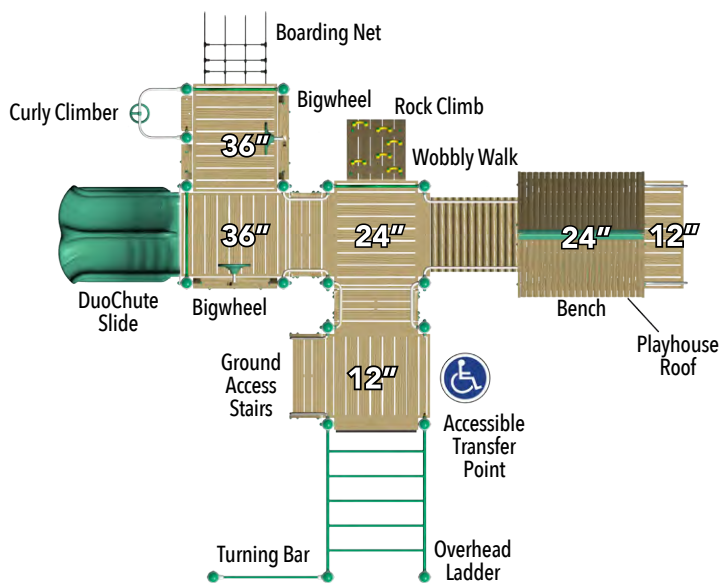
5' 4" | 163 cm

12

37' 2" x 34' 9"

1133 cm x 1059 cm

TOP VIEW



green
summary

- Recycled Content 80%
- Milk Jugs 10,896
- Scrap Metal 591 lbs.
- Wood Option 81% FSC Content



Courtyard

Conditioned Wood

EC-805

Recycled Metal & Plastic

MEC-805

Age

2-5

Capacity

65-75

Fall Height

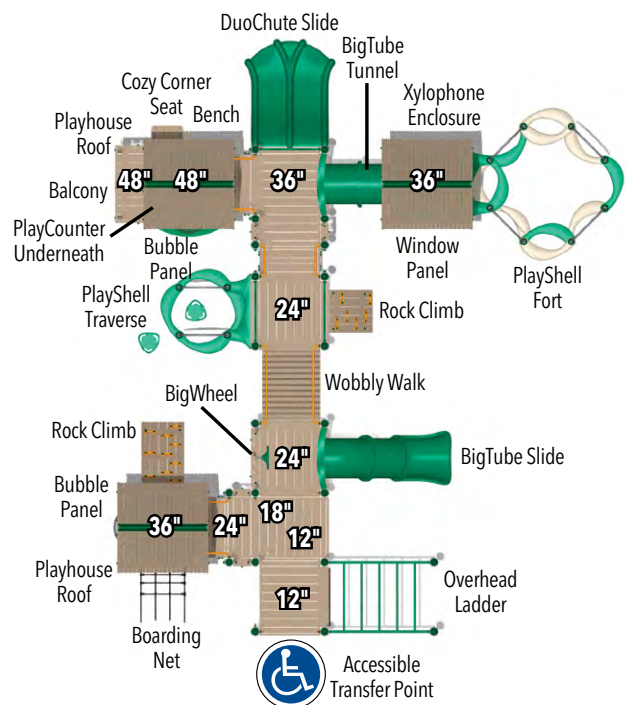
5' 4" | 163 cm

Activities

18

ASTM Use Zone

40' 7" x 44' 4"
1237 cm x 1351 cm



green
summary

- Recycled Content **76%**
- Milk Jugs **24,616**
- Scrap Metal **1952 lbs.**
- Wood Option **71 % FSC Content**



Portico

Conditioned Wood

EC-725

Recycled Metal & Plastic

MEC-725

Age

2-5

Capacity

20-25

Fall Height

3' 0" | 91 cm

Activities

8

ASTM Use Zone

40' 11" x 26' 5"
1247 cm x 805 cm

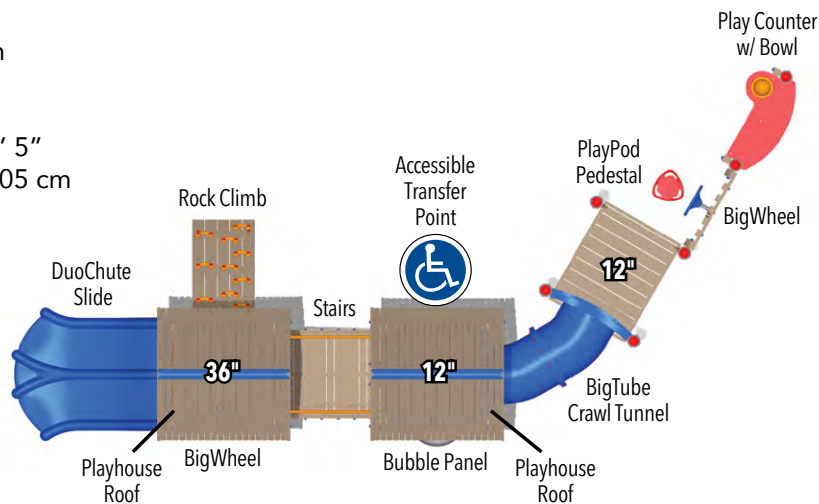
green
summary

Recycled Content
78%

Milk Jugs
9,760

Scrap Metal
155 lbs.

Wood Option
76 % FSC Content



Hideaway

Conditioned Wood

EC-400-B or EC-400-G*

Recycled Metal & Plastic

MEC-400-B or MEC-400-G*

Age

2-5

Color

Playful

Capacity

15-20

Fall Height

2' 0" | 61 cm

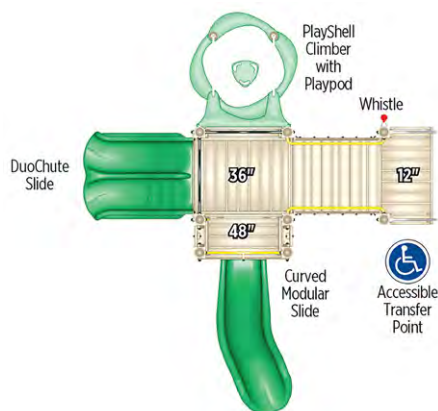
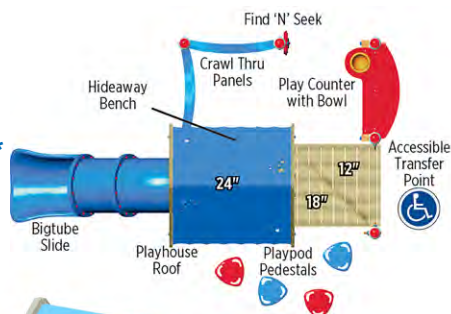
Activities

7

ASTM Use Zone

24' 0" x 28' 0"
732 cm x 853 cm

* **B** - Designates a **BLUE** roof with a star pattern
* **G** - Designates a **GREEN** roof with a leaf pattern
See Page 102 for visual chart



green summary



Recycled Content
62%



Milk Jugs
4,600



Scrap Metal
256 lbs.



Wood Option
76%
FSC Content

Buckaroo

Conditioned Wood

EC-402

Recycled Metal & Plastic

MEC-402

Age

2-5

Color

Natural

Capacity

15-20

Fall Height

4' 0" | 122 cm

Activities

4

ASTM Use Zone

27' 9" x 30' 2"
846 cm x 920 cm



green summary



Recycled Content
68%



Milk Jugs
5,368



Scrap Metal
334 lbs.



Wood Option
62%
FSC Content



SS Big Toy

Dashpoint Park | Dashpoint, Washington

Conditioned Wood

EC-712

Recycled Metal & Plastic

MEC-712

Age

2-5

Color

Playful

Capacity

3 0-35

Fall Height

4' 0" | 122 cm

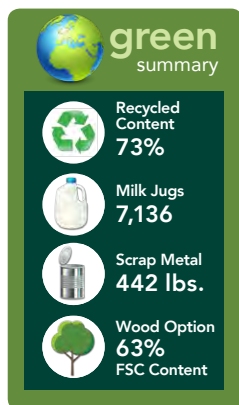
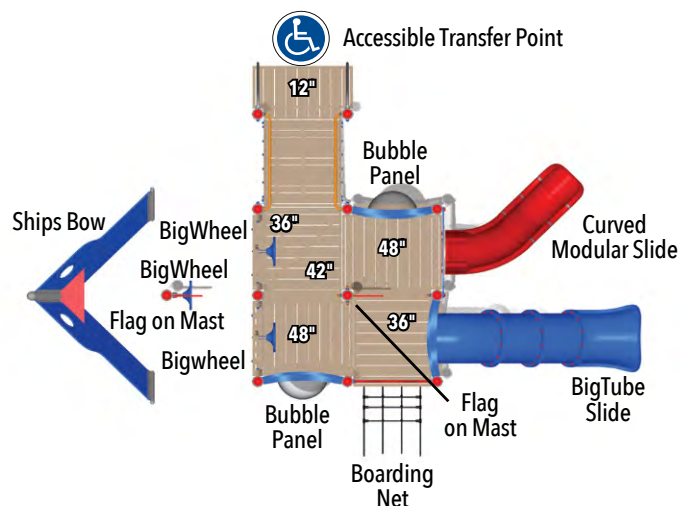
Activities

9

ASTM Use Zone

29' 5" x 38' 3"
897 cm x 1166 cm

TOP VIEW





Hideout

**Conditioned
Wood**

EC-430

**Recycled Metal
& Plastic**

MEC-430

Age

2-5

Capacity

15-20

Fall Height

3' 0" | 91 cm

Activities

8

ASTM Use Zone

27' 7" x 25' 0"
841 cm x 762 cm



Roost

**Conditioned
Wood**

EC-429

**Recycled Metal
& Plastic**

MEC-429

Age

2-5

Capacity

20-30

Fall Height

4' 6" | 137 cm

Activities

8

ASTM Use Zone

31' 9" x 24' 11"
968 cm x 760 cm



Cavern

**Conditioned
Wood**

EC-437

**Recycled Metal
& Plastic**

MEC-437

Age

2-5

Capacity

20-25

Fall Height

4' 6" | 140 cm

Activities

7

ASTM Use Zone

25' 4" x 29' 7"
773 cm x 902 cm



Greenhouse

Conditioned Wood	EC-436
Recycled Metal & Plastic	MEC-436
Age	2-5
Capacity	20-25
Fall Height	4' 6" 137 cm
Activities	7
ASTM Use Zone	29' 7" x 30' 7" 902 cm x 932 cm



Nest

Conditioned Wood	EC-428
Recycled Metal & Plastic	MEC-428
Age	2-5
Capacity	30-40
Fall Height	3' 6" 140 cm
Activities	13
ASTM Use Zone	37' 2" x 26' 10" 1133 cm x 818 cm



Nook

Conditioned Wood	EC-426
Recycled Metal & Plastic	MEC-426
Age	2-5
Capacity	20-30
Fall Height	3' 0" 91 cm
Activities	5
ASTM Use Zone	35' 5" x 21' 7" 1080 cm x 658 cm



Harbor

Conditioned Wood	EC-433
Recycled Metal & Plastic	MEC-433
Age	2-5
Capacity	25-35
Fall Height	4' 6" 137 cm
Activities	12
ASTM Use Zone	52' 1" x 21' 1" 1588 cm x 643 cm



Laurel

Conditioned Wood	EC-427
Recycled Metal & Plastic	MEC-427
Age	2-5
Capacity	25-35
Fall Height	5' 0" 152 cm
Activities	10
ASTM Use Zone	42' 1" x 32' 3" 1283 cm x 983 cm





Alcove

Conditioned Wood	EC-431
Recycled Metal & Plastic	MEC-431
Age	2-5
Capacity	15-20
Fall Height	4' 6" 137 cm
Activities	5
ASTM Use Zone	34' 11" x 27' 3" 1064 cm x 831 cm



Habitat

Conditioned Wood	EC-435
Recycled Metal & Plastic	MEC-435
Age	2-5
Capacity	15-20
Fall Height	4' 6" 137 cm
Activities	6
ASTM Use Zone	31' 1" x 27' 5" 947 cm x 836 cm



Quick Picks

BigToys offers structures for ages 2-5 to meet any budget. Visit **bigtoys.com** to find top views and specification information for structures on pages 118 to 123.

UNDER \$15,000

Merriment

Conditioned Wood **EC-420**
Recycled Metal & Plastic **MEC-420**
Age 2-5
Capacity 15-20
Fall Height 4' 0" | 122 cm
Activities 4
ASTM Use Zone 33' 4" x 23' 8"
1016 cm x 721 cm



Terrace

Conditioned Wood **EC-414**
Recycled Metal & Plastic **MEC-414**
Age 2-5
Capacity 10-15
Fall Height 5' 4" | 152 cm
Activities 4
ASTM Use Zone 21' 6" x 35' 7"
656 cm x 1085 cm



Hub

Conditioned Wood **EC-425**
Recycled Metal & Plastic **MEC-425**
Age 2-5
Capacity 15-20
Fall Height 3' 0" | 92 cm
Activities 5
ASTM Use Zone 29' 1" x 23' 5"
887 cm x 714 cm



\$25,000 to \$30,000



Victory

Conditioned Wood	EC-412
Recycled Metal & Plastic	MEC-412
Age	2-5
Capacity	25-30
Fall Height	5' 4" 163 cm
Activities	8
ASTM Use Zone	38' 7" x 26' 10" 463 cm x 322 cm



Delight

Conditioned Wood	EC-413
Recycled Metal & Plastic	MEC-413
Age	2-5
Capacity	45-50
Fall Height	5' 4" 163 cm
Activities	10
ASTM Use Zone	37' 6" x 29' 5" 1143 cm x 897 cm



Fortress

Conditioned Wood	EC-432
Recycled Metal & Plastic	MEC-432
Age	2-5
Capacity	25-35
Fall Height	4' 6" 137 cm
Activities	11
ASTM Use Zone	26' 3" x 52' 1" 800 cm x 1588 cm

WARNING: Installation over a hard surface such as concrete, asphalt, or packed earth may result in serious injury from falls.

Playground Surfacing

We can help you choose the right surfacing for your unique play area by working closely with you to discover usage statistics, budget, site specific conditions, and desired outcomes.

Value ● Moderate ● Premium ●



Poured In Place (PIP) Rubber

- Superior impact absorption
- Easily customized with graphic design and color
- Resilient non-skidding surface
- Utilizes recycled products

Price	●
Required Maintenance	●
Site Preparation	●
Longevity	●



Turf

- Natural looking but padded to meet ASTM regulations for fall attenuation
- Looks like grass without all the maintenance and mowing
- Innovative coating system penetrates yarn for enduring resilience
- Available in varying piles and colors to fulfill specific play area needs

Price	●
Required Maintenance	●
Site Preparation	●
Longevity	●



Tile

- Offered in standard or Secure Lock patented interlocking design
- Allows for easy replacement
- Multiple colors options
- Custom edging and accessible ramps also available



Price	●
Required Maintenance	●
Site Preparation	●
Longevity	●



Bonded Rubber

- Made of clean recycled shredded rubber coated and mixed with binder
- Excellent option to fill accessibility need
- Seamless installation at various depths


Price	●
Required Maintenance	●
Site Preparation	●
Longevity	●



Shredded Rubber

- Durable with great impact attenuation
- Made from clean, wire-free shredded rubber and will not decompose
- Available in multiple color options
- Easily installed without outsourced labor

Price	●
Required Maintenance	●
Site Preparation	●
Longevity	●



Engineered Wood Fiber (EWF)

- Economical surfacing option
- Requires periodic maintenance to retain required depth
- Can be installed easily
- Will meet accessibility standards if maintained and compacted

Price	●
Required Maintenance	●
Site Preparation	●
Longevity	●



Park Timbers (Black only)

Park Timbers are available in 8" and 12" heights.

PT412	4' Straight, 12" High
PT48	4' Straight, 8" High
PTLA	Left Adapter
PTRA	Right Adapter
PT8C	8" Connector
PT12C	12" Connector
PTAC	Accessible Park Timber
PTAC1	Accessible Park Timber w/ Adapter



NatureCurb

Bring the look of nature to your playground. The log themed curb is a perfect addition. Available in 12" height.

NCB	Nature Curb Brown
NCBL	Nature Curb Left Brown
NCBR	Nature Curb Right Brown
NCBAC	Accessible Nature Curb Brown



Park Timbers

Black only. Available in both 8" and 12" heights. Each timber includes 1 stake.



Nature Curb

Bring the look of nature to your playground. The log themed curb is a perfect addition. Available in 12" Height. Brown only.



Park Timber



Park Timber Adapter

Allows a smooth transition between different fall height requirement zones. Available in LEFT and RIGHT versions.



Park Timber Connector

Joins two regular timbers to create lengths to fit within any space. Available in 8" and 12" heights



PTAC Accessible Park Timber

Connects to Park Timbers to allow for easy access to the playground. Works with both 8" and 12" Park Timbers.



Metal Footer

Metal footers can be added to any wood structure to increase the longevity of the structure. The discrete design will not detract from the organic look of the structure.

Model	Description
Z99111	21" Tall Metal Footer
Z99112	33" Tall Metal Footer
Z99113	45" Tall Metal Footer

Description	Model	Dimensions
12" High Park Timber	PT412	4' 0" x 1' 0" x 0' 3.5" 122 cm x 30 cm x 9 cm
8" High Park Timber	PT48	4' 0" x 0' 8" x 0' 3.5" 122 cm x 20 cm x 9 cm
Park Timber LEFT Adapter	PTLA	-
Park Timber RIGHT Adapter	PTRA	-
8" High Park Timber Connector	PT8C	0' 8" Tall 20 cm
12" High Park Timber Connector	PT12C	0' 12" Tall 30 cm
Accessible Park Timber	PTAC	-
Accessible Park Timber w/adapters	PTAC1	-
12" Nature Curb Brown	NCB	4' 0" x 1' 0" x 0' 3.5" 122 cm x 30 cm x 9 cm
12" Nature Curb Brown LEFT	NCBL	4' 0" x 1' 0" x 0' 3.5" 122 cm x 30 cm x 9 cm
12" Nature Curb Brown RIGHT	NCBR	4' 0" x 1' 0" x 0' 3.5" 122 cm x 30 cm x 9 cm
Accessible Nature Curb Brown	NCBAC	-
Galvanized Stake Package	BTST	-



Geo Composite Drainage System

Drainage is an important part of playground design to prevent puddles and erosion. Our drainage systems were developed specifically to prevent playground drainage issues.

Model	Description
161293	75' roll
161294	150' roll

Geotextile Fabric

Geotextile Fabric is a water permeable fabric that creates a barrier between loose-fill surfacing and the earth below. The specially designed fabric helps keep surfacing in place and prevents clogging of drainage systems.



Model	Description
161291	1,125 Square foot roll, 3' wide
161290	2,250 Square foot roll, 6' wide

Surfacing Accessories

Complete your playground environment with shade!



ASTM standards recommend shade for early childhood play areas. By including shade over the play space, children are offered protection from the sun and harmful UV rays. With options of both standard shapes and custom designed structures, your early childhood specialist will guide you through a simplified process of providing the appropriate shade that protects your recreation investment and your youngest constituents.




- ① All Steel tubing and bolts meet or exceed ASTM standards
- ② Engineered to withstand wind gusts up to 90 mph with fabric and up to 150 mph with fabric removed
- ③ Structures are free of sharp edges and corners
- ④ Optional Quick Release elbows permit a quicker method of attachment and removal of fabric

Create an outdoor classroom with a high quality shelter!



UltraSite® offers UltraShelter, a full spectrum of shelter designs that create community spaces while helping protect patrons from many of nature's elements. UltraSite is committed to providing the highest quality standards for your shelter project. With both standard and custom designed structures, to more decorative architectural designs, an UltraSite sales representative will guide you through a simplified process of providing a unique shelter that protects your recreation investment and your community.




Octagon



Hexagon



Hexagon 2-Tier



Square



Hip Rectangle

Be confident in your investment

As a premier provider of play and recreation equipment, we have made a significant investment to ensure that your playground meets all safety standards and provides developmentally appropriate activities for children of all abilities.

Here are just a few of the organizations and standards that guide our design and manufacturing processes.



ISO 9001 industry certification provides a quality management system that sets quality control measures and processes for equipment design, development, production, installation, inspection, and testing.

The ISO 14001 designation certifies that our manufacturing facility is environmentally responsible and that we strive to reduce our carbon footprint every day.



All of our products are tested to either meet or exceed ASTM standards, the globally recognized leader in the development and delivery of international standards designed to improve product quality, enhance safety, facilitate market access and trade, and build consumer confidence.



The Consumer Product Safety Commission is an independent agency within the United States Federal Government with the authority to inform the public of current product safety performance information and recommended practices.



The International Playground Equipment Manufacturers Association (IPEMA) provides 3rd party product testing and validates compliance by publicly posting product validation certificates on their website. To verify product certification, visit www.ipema.org.



Flo-Coat® Galvanized Steel Tubing – Galvanizing provides electrochemical protection to steel, in addition to forming a protective barrier. Allied's unique triple layer Flo-Coat galvanizing process goes even a step further by adding a conversion coating to passivate the zinc, and a clear polymer topcoat that reduces the general corrosion rate of the zinc. This synergy between the coatings allows the zinc to be more effective in protecting uncoated edges.



Access Board (The United States Architectural and Transportation Barriers Compliance Board) has completed Accessibility Guidelines for Play Facilities as set forth in the Americans with Disabilities Act of 1990. The Final rules, fact sheets and analysis are all available at the Department of Justice.

ACCESS BOARD
1331 F Street NW, Suite 1000, Washington, DC 20004-1111
Website: www.access-board.gov E-mail: info@access-board.gov
US Department of Justice: www.ada.gov



Flexible Finance Program – Ask your Design Consultant if you qualify for flexible financing or scan the QR code to the left. Complete the online financing request form, and bring new play opportunities to your facility and your community.

BigToys®

A PLAYCORE Company



WARRANTIES



50 year limited warranty on:

- Recycled plastic lumber including solid recycled plastic decking, enclosures, and roof components
- Metal upright posts
- Stainless steel hardware



15 year limited warranty on:

- Rotationally molded products
- Conditioned wood including decks, enclosures, roofs, and on conditioned wood utilizing metal footings
- Pipes, rails, loops, and rungs



10 year limited warranty on:

- Integrated shade products
- Site furnishings
- Fiberglass sign panels



8 year limited warranty on:

- Conditioned wood uprights without metal footings



5 year limited warranty on:

- High density polyethylene (HDPE) panels
- Belt and infant swing seats
- Freenotes Harmony Parks instruments
- Nylon-covered cable net climbers and components



2 year limited warranty on:

- Movable plastic and metal

© 2018 BigToys® "A PlayCore® Company". All Rights Reserved.

Warranty

BigToys®
A PLAYCORE Company

Standard Color Palettes

Available on structures for children ages 2-5 or 5-12



PLAYFUL

PLASTIC		
Red	Sky Blue	
HDPE		
Red	Blue	
METAL		
Red	Sky Blue	Butterscotch
POSTS		POST CAP
Champagne	Red	



WOODLAND

PLASTIC	
Green	Gray
HDPE	
Green	Gray
METAL	
Green	Dark Green
POSTS	POST CAP
Champagne	Dark Green



NATURAL

PLASTIC		
Green	Gray	
HDPE		
Green	Blue	
METAL		
Green	Dark Green	Butterscotch
POSTS	POST CAP	
Champagne	Dark Green	



BAJA

PLASTIC	
Green	Orange
HDPE	
Blue	Gray
METAL	
Night Sky Blue	Orange
POSTS	POST CAP
Champagne	Orange

Standard Component Colors

Upright Post Material Options



Recycled Metal



Conditioned Wood

Ask us
about
pricing on
custom color
combinations!

Deck Material Options



Recycled Plastic



Conditioned Wood

Net/Rope Color Option



Black

Metal Color Options

Champagne (Posts)

Red

Plum

Orange

Butterscotch

Night Sky Blue

Sky Blue

Periwinkle

Dark Green

Light Green

Galvanized*

*Unpainted galvanized metal
used for occasional accents

Roto Molded Plastic Color Options

Slides, PlayShells, tunnels, and select roofs



Sky Blue



Night Sky Blue



Red



Burnt Orange



Periwinkle



Plum



Green



Dark Green



Gray

High Density Polyethylene (HDPE) Plastic Color Options

Available in 1-color panels or 2-colors for graphics



Green-White



Green-Beige



Green



Orange



Red-White



Yellow-Red



Red



Yellow



Sky Blue-White



Gray



Sky Blue



Blue



MEADOW

PLASTIC

Plum Night Sky Blue Periwinkle

HDPE

Blue Gray

METAL

Night Sky Blue Plum

POSTS POST CAP

Champagne Night Sky Blue



COASTAL

PLASTIC

Periwinkle Gray

HDPE

Blue Gray

METAL

Night Sky Blue Periwinkle

POSTS POST CAP

Champagne Night Sky Blue

BigToys®

A PLAYCORE® Company



Your BigToys Consultant is:

866.814.8697 | bigtoys.com

544 Chestnut Street
Chattanooga, TN 37402

