

The logo for UltraPLAY, with 'ultra' in red, 'PLAY' in blue, and 'AY' in yellow and green. A registered trademark symbol (®) is at the end.

# ultraPLAY®

A **PLAY**CORE Company



**Play solutions** for early childhood and **beyond**



Discover a **child's** potential through **PLAY!**

**ultraPLAY**®

A **PLAYCORE** Company

**U**ltraPlay recreation products offer the ideal commercial play environments for homeowners associations, multi-family housing, child development centers, faith-based facilities, and more.

- **Affordably priced**
- **Designed for easy installation**
- **Meets commercial safety standards**
- **Great option for community volunteer builds**

## The UltraPlay Difference

Providing the ultimate, outdoor play and learning experience for children ages 6 months to 12 years old is not only our passion, it is an expertise supported through research and strategic partnerships with highly respected play scholars through our parent company, PlayCore. The products in this catalog are specially designed to further enrich play in a childhood development and outdoor environment.

Whether you are seeking to provide indoor early childhood play, outdoor community play, or large-scale loose parts play, UltraPlay will help you find the perfect playground for your facility.





# Table of Contents

6-23 months



## Indoor/Outdoor Play for children under 2

2

**Our designs** are based on educational research developed with PlayCore partnerships and early childhood experts.

6-23 months  
& 2-5 Years



## Incorporate Learning outdoors

8

**Quality play equipment** that promotes learning and creates a positive impression on your organization.



## Build and Play in one day

20

**Commercial playground environments** for play spaces where residential equipment is not appropriate.

2-5 Years & 5-12 Years



## Loose Parts play Play systems

48

powered by a child's imagination offering flexible play opportunities.



## Outdoor music

52

### Concert Quality

Perfectly tuned, authentically handcrafted musical instruments.



## Climb on realistic boulders & nets

56

**A dynamic climbing experience for all abilities** while developing strength, balance, and endurance.

Add-on Activities for UplayToday

39

Swings

40

Freestanding Activities

42

Site Amenities

61

Shade & Shelter

62

Safety Surfacing

63

Warranty

64

Installation & Surfacing Matrix

65



# What makes



The makers of Early Play have little ones too, and we want only the best and most stimulating play activities to enrich the play and learning experiences of young children. Children under the age of two are growing at a rapid rate, and it is through play that they absorb the world around them.

**Early Play provides a variety of sensory-rich opportunities to help promote best practices to meet licensing and accreditation requirements for early childhood.**

- 1 Spinning Shapes and Gears**  
develop fine motor skills
- 2 Cruise Rail**  
helps toddlers practice walking and standing
- 3 Mirror**  
inspires self-discovery and recognition
- 4 Bubble Panel**  
facilitates teacher and peer interaction
- 5 Visual Wheel**  
provides sensory stimulation
- 6 Indoor or Outdoor Use**  
provides sensory stimulation



## Developmentally Designed for Early Education Centers!

Meets ASTM F2373 standard for ages 6 to 23 months.

Early Play complies with national commercial safety standards to help meet licensing and accreditation requirements.



**ComfyTuff** coated foam can be left outside, is mold/mildew resistant, and is soft for crawlers and toddlers.

Earlyplay products featuring **ComfyTuff** have a smaller foot print than units with a coated steel deck in order to comply with ASTM standards for 6 to 23 months.



No mounting required, making it easy to use inside or out

2



Durable materials are appropriate for full-time outdoor use.



Plastic coated steel decks help regulate temperature.



# the perfect solution?

EARLY PLAY

## What are customers saying?...


"The children I work with are between 10 and 22 months. I enjoy the flexibility and variety of activities on the play area that help build their large motor skills."

— Jennifer, Memorial Hospital's Children's Learning Center




6 TO 23 MONTHS

## Mounting Options

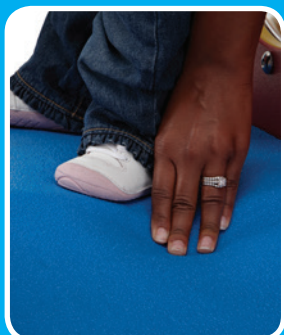


Inground



Surface Mount

ultraplay.com | 888.403.7684



Durable and weather resistant polyurea skin.



Configurable for centers with limited space.



All surfaces are easy to clean.



Sensory-rich play that enhance early childhood development.



# Crawl & Toddle



The **Crawl & Toddle** combines fun developmental elements for children ages 6-23 months: Cruise Rail, Spinning Shapes and Gears, Bubble Panel, Visual Wheel, and three ways to climb including stairs and a ramp. Hand holds are placed throughout to provide support for new walkers and cruisers.



## Crawl & Toddle featuring a Coated **Steel** Platform\*

Capacity: 8 Children  
 Dimensions: 5'2"L x 3'8"W x 2'9"H  
 157 cm x 112 cm x 84 cm  
 Use Zone: 11'2" x 9'8"  
 340 cm x 295 cm

### Color Palette Options:

 PLATFORM Natural UP133  
 PLATFORM Playful UP132

**Coated Steel**  
 HELPS  
 REGULATE  
 temperature

### Mounting Kits\*\* (optional):

Surface Mount Kit: UP135  
 Inground Kit: UP134



\*Coated Steel platforms are available in brown (Natural) and blue (Playful)

\*\*Surface Mount Kit and Inground Kit packages sold separately

## Crawl & Toddle featuring a **ComfyTuff** Platform\*

Capacity: 8 Children  
 Dimensions: 4'8"L x 3'6"W x 2'9"H  
 142 cm x 107 cm x 84 cm  
 Use Zone: 10'8" x 9'6"  
 325 cm x 290 cm

### Color Palette Options:

 PLATFORM Natural UP131  
 PLATFORM Playful UP130

**ComfyTuff**  
 SURFACE  
 PROVIDES  
 extra  
 comfort

### Mounting Kits\*\* (optional):

Surface Mount Kit: UP135  
 Inground Kit: UP134

\*ComfyTuff is only available in blue


\*\*Surface Mount Kit and Inground Kit packages sold separately

Structures featuring **ComfyTuff™** have a smaller footprint than units with a coated steel deck.




Ideal for  
 indoor classrooms too!

### Coated Steel Platform



### ComfyTuff Platform





# Cruise-a-Long

The **Cruise-a-Long** carries the same great benefits as the Crawl & Toddle but with two access points instead of three. Perfect for smaller spaces.



## Cruise-a-long featuring a Coated Steel Platform\*

Capacity:	6 Children
Dimensions:	5'2"L x 2'1"W x 2'9"H 157 cm x 64 cm x 84 cm
Use Zone:	8'1" x 11'2" 246 cm x 340 cm

### Color Palette Options:

	PLATFORM	Natural	UP139
	PLATFORM	Playful	UP138

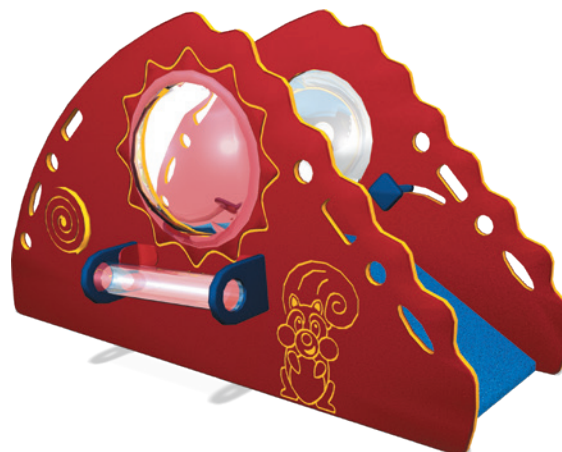


### Mounting Kits\*\* (optional):

Surface Mount Kit:	UP141
Inground Kit:	UP140

\*Coated Steel platforms are available in brown (Natural) and blue (Playful)

\*\*Surface Mount Kit and Inground Kit packages sold separately



## Cruise-a-long featuring a ComfyTuff Platform\*

Capacity:	6 Children
Dimensions:	5'7"L x 3'1"W x 2'9"H 170 cm x 94 cm x 84 cm
Use Zone:	10'6" x 8'0" 320 cm x 244 cm

### Color Palette Options:

	PLATFORM	Natural	UP137
	PLATFORM	Playful	UP136



### Mounting Kits\*\* (optional):

Surface Mount Kit:	UP141
Inground Kit:	UP140


\*ComfyTuff is only available in blue

\*\*Surface Mount Kit and Inground Kit packages sold separately

Structures featuring ComfyTuff™ have a smaller footprint than units with a coated steel deck.



### Coated Steel Platform



### ComfyTuff Platform



## NAEYC

Criterion Number 9.B.01

### RAMPS AND A PULL-UP BAR:

Young children are able to develop gross motor skills. Outdoor play areas designed with equipment that is age and developmentally appropriate and is located in clearly defined space with semi-private areas where children can play alone or with a friend, accommodate motor experiences such as balancing, crawling, and climbing.

Not for installation over hard surfaces such as concrete, asphalt, or packed earth. Refer to ASTM F2373 for public and supervised surfacing and use zone requirements. ASTM F2373 is available for purchase at [www.astm.org](http://www.astm.org).



# Learn-a-Lot Play Station & Sensory Wall

The **Learn-a-Lot** is perfect for use indoors or out, and provides a varietal addition to any play space. The walls are modular and can be configured in a square or zig-zag, depending on preference.

## NAEYC

Criterion Number 5.A.06



### CAN BE USED OUTDOORS:

Indoor equipment for large motor activities meets national safety standards and should be supervised at the same level as outdoor equipment.

## Learn-a-Lot 4-Panel Configuration

Capacity: 16 Children  
Dimensions: 6'2"L x 6'7"W x 11"H  
188 cm x 201 cm x 61 cm  
Use Zone: 12'9" x 12'9"  
389 cm x 389 cm

### Color Palette Options:

	Natural	UP143
	Playful	UP142

### Mounting Kits\*\* (optional):

Surface Mount Kit: UP145  
Inground Kit: UP144

*\*Surface Mount Kit and Inground Kit packages sold separately*



### Easy configuration!



Versatile in design, Learn-a-Lot is easily reconfigurable to meet facility needs and to provide variety for users.



## Learn-a-Lot 2-Panel Configuration

Capacity: 12 Children  
Dimensions: 6'2"L x 6'2"W x 11"H  
188 cm x 188 cm x 61 cm  
Use Zone: 12'6" x 12'6"  
381 cm x 381 cm

### Color Palette Options:

	Natural	UP150
	Playful	UP149

### Mounting Kits\*\* (optional):

Surface Mount Kit: UP152  
Inground Kit: UP151

*\*Surface Mount Kit and Inground Kit packages sold separately*



## NAEYC

Criterion Number 2.J .06

### CHIMES AND MUSICAL WHEEL:

Children explore music and movement while creatively expressing themselves.

Children are provided many and varied open-ended opportunities and materials to express themselves creatively through music.



# The Big Outdoors

**The Big Outdoors** allows young tots to recognize familiar objects from their own backyard. With recycled deck slats for flooring, the Big Outdoors provides a unique venue for exploration.



EARLY PLAY



## The Big Outdoors

Meets ASTM F2373 standards and CPSC standards for ages 6-23 months.

Capacity: 16 Children  
 Dimensions: 6'9" L x 3'4" W x 2'3" H  
 206 cm x 102 cm x 69 cm  
 Use Zone: 9'4" x 12'9"  
 284 cm x 389 cm

**Color Palette** (as shown): UP146 Playful

**Mounting Kits\*** (optional):

Surface Mount Kit: UP148  
 Inground Kit: UP147

*\*Surface Mount Kit and Inground Kit packages sold separately*

## Developmental benefits include:

- Object Recognition
- Expressive/Receptive Language Skills
- Cause-and-Effect
- Fine Motor Skills
- Gross Motor Skills
- Dramatic Play



**NAEYC**  
 Criterion Number 2.G.01

### SPINNING GAME:

Children utilize fine motor skills as they spin multiple gears.

*Infants and toddlers/twos are provided varied opportunities and materials to discover that they can make things happen and solve simple problems.*

Not for installation over hard surfaces such as concrete, asphalt, or packed earth. Refer to ASTM F2373 for public and supervised surfacing and use zone requirements. ASTM F2373 is available for purchase at [www.astm.org](http://www.astm.org).

6 TO 23 MONTHS

[ultraplay.com](http://ultraplay.com) | 888.403.7684



# Discovery CENTERS™

## Benefits:

- Affordable
- Easy to install
- Commercially compliant
- Superior detail and variety for hours of activity
- Increased teacher interaction
- Quick ship
- Meets ASTM F1487



## Built to last:

Made from durable, **commercial playground materials** including heavy-duty galvanized steel uprights. **Attractive covers** protect connections and provide a finished look.





## ① Gross Motor Development

A variety of opportunities for physical activity and exploration through sliding, climbing, jumping, and large motor development.

## ② Music & Movement

Multiple types of music, such as the Bongos & Rain Wheel, and auditory experiences encourage movement, creativity, and self-expression.

## ③ Dramatic Play

Open-ended play areas, like the Store Panel, encourage children to think creatively, use their imaginations, and socialize with friends.

## ④ Fine Motor Development

The Gear Panel, Clock Panel, and other small motor activities help develop strength, eye-hand coordination, and dexterity.

## ⑤ Multi-sensory Experiences

Sensory rich play experiences, like the Telescope, provide auditory, visual, or tactile feedback and help meet individual learning needs.

## ⑥ Creative Arts


The Bench Seat provides raised graphics that bring creative arts and literacy development outdoors.

## ⑦ Relaxing Areas

Under Roof enclosures and deck areas provide cozy spots to play independently or with peers.

## Helps Meet Learning Standards

Discovery Centers offer a variety of standards-based developmental and educational activities that spark the imagination and inspire exploration. These activities help meet best practices in early childhood program standards.



The Preschool Outdoor Creative Play and Learning cards, by PlayCore, provide facilitators the opportunity to help children make connections between important academic concepts and their everyday lives.

**Ask your sales representative how you can include this folder with your purchase, to promote additional creativity and learning in outdoor play environments.**

**Ground Spike Kit**  
(Loose Fill Surfacing)

**Surface Mount  
Anchor Bolt Kit**  
(Unitary Surfacing)

**Inground  
Kit**  
(Unitary Surfacing)





**Inground  
Kit**  
(Loose Fill Surfacing)

## Mounting Options

Choose from Ground Spikes or Surface Mount. Inground Kits sold separately.

See page 63 for surfacing options

**EZ  
INSTALL**  
GROUND SPIKES



5



6



7







## Super Sprout DC-SS | DC-SSR

Age:	6 to 23 Months
Activities:	5
Capacity:	6-8 Children
Fall Height:	1'3"   38 cm
Use Zone:	10'5" x 14'2" 318 cm x 432 cm

Color Palette:



Playful

DC-SS | DC-SSR

### Mounting Kit Options\*:

(Mounting Kit not required)

#### Loose Fill Surfacing

Ground Spike Kit:	02-08-0164
Inground Kit:	02-08-0165

#### Unitary Surfacing

Anchor Bolt Kit:	02-08-0163
Inground Kit:	02-08-0165

\*Inground Kit sold separately.

For Supervised Area.

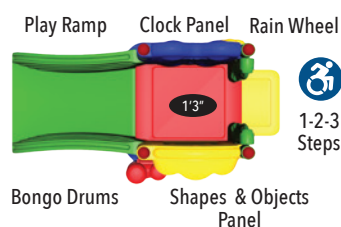
Not for installation over hard surfaces such as concrete, asphalt, or packed earth.  
Refer to ASTM F2373 for public and supervised surfacing and use zone requirements.  
ASTM F2373 is available for purchase at [www.astm.org](http://www.astm.org).

#### REVERSE VIEW

**DC-SSR**  
Discovery Center Super Sprout  
with roof option



#### TOP VIEW







## Sapling | DC-SAPR

Age:	6 to 23 Months
Activities:	8
Capacity:	15-25 Children
Fall Height:	1'10"   56 cm
Use Zone:	14'5" x 19'6" 439 cm x 594 cm

Color Palette:



Playful

DC-SAPR

### Mounting Kit Options\*:

(Mounting Kit required)

#### Loose Fill Surfacing

Ground Spike Kit:	02-08-0170
Inground Kit:	02-08-0171

#### Unitary Surfacing

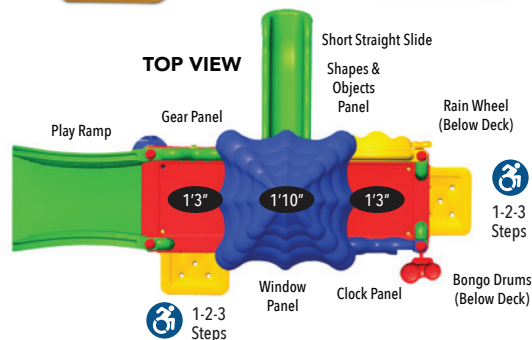
Anchor Bolt Kit:	02-08-0169
Inground Kit:	02-08-0171

\*Inground Kit sold separately

REVERSE VIEW



TOP VIEW



ultraplay.com | 888.403.7684

**WARNING:** Installation over a hard surface such as concrete, asphalt, or packed earth may result in serious injury from falls.





## Seedling with Roof | DC-SEEDR

Age:	6 to 23 Months
Activities:	7
Capacity:	8-10 Children
Fall Height:	1'10"   57 cm
Use Zone:	13'7" x 13'4" 414 cm x 406 cm

### Color Palette:



Natural

DC-SEEDR-N



Playful

DC-SEEDR

### Mounting Kit Options\*:

(Mounting Kit required)

#### Loose Fill Surfacing

Ground Spike Kit:	02-08-0167
Inground Kit:	02-08-0168

#### Unitary Surfacing

Anchor Bolt Kit:	02-08-0166
Inground Kit:	02-08-0168

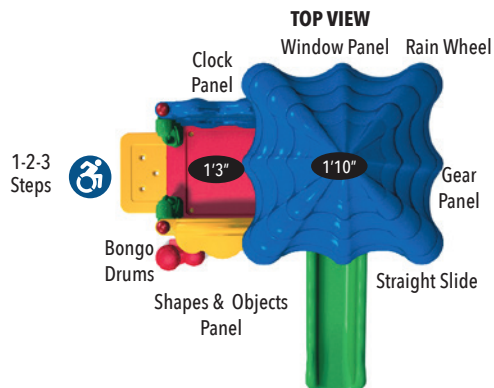
*\*Inground Kit sold separately*

"We are so grateful for this structure- our toddlers love it! There is enough activity to keep ten children completely engaged and playing happily together and the children really enjoy going down the slide and playing the drums. I was surprised how our toddlers could transition to multiple activities with such ease."

**Jennifer**  
Coordinator, Kids 1st  
First United Methodist Church



DC-SEEDR  
REVERSE VIEW







## Seedling without Roof | DC-SEED

Age:	6 to 23 Months
Activities:	7
Capacity:	8-10 Children
Fall Height:	1'10"   56 cm
Use Zone:	13'7" x 13'4" 414 cm x 406 cm

### Color Palette:



Playful

DC-SEED

### Mounting Kit Options\*:

(Mounting Kit required)

#### Loose Fill Surfacing

Ground Spike Kit:	02-08-0167
Inground Kit:	02-08-0168

#### Unitary Surfacing


Anchor Bolt Kit:	02-08-0166
Inground Kit:	02-08-0168

\*Inground Kit sold separately

REVERSE VIEW



TOP VIEW



ultraplay.com | 888.403.7684

**WARNING:** Installation over a hard surface such as concrete, asphalt, or packed earth may result in serious injury from falls.





## Playhouse | DC-PLAY

Age: 6 to 23 Months  
 Activities: 6  
 Capacity: 15-25 Children  
 Fall Height: N/A  
 Use Zone: 13'8" x 11'9"  
 417 cm x 358 cm

Color Palette:



Playful

DC-PLAY

### Mounting Kit Options\*:

(Mounting Kit required)

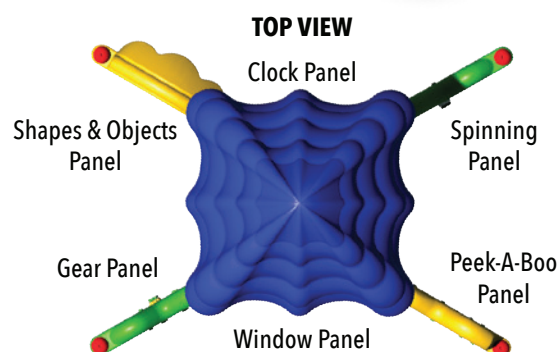
#### Loose Fill Surfacing

Ground Spike Kit: 02-08-0187  
 Inground Kit: 02-08-0188

#### Unitary Surfacing

Anchor Bolt Kit: 02-08-0186  
 Inground Kit: 02-08-0188

*\*Inground Kit sold separately*







# TOUCHMATH<sup>®</sup> 123

**TouchMath<sup>®</sup>** is an award-winning, multi-sensory math curriculum designated for ages 2-5 years old. All Discovery Centers for 2-5 years exclusively feature an interactive TouchMath Learning Panel and free printed curriculum for bringing learning outdoors. Each TouchMath Panel comes with a Training Manual, Activity Panel Poster, and a TouchMath Panel Manual. For more information, please visit: [www.touchmath.com/ultraplay](http://www.touchmath.com/ultraplay)



## Discovery Hilltop | DC-1SM

Age: 2 to 5 Years  
 Activities: 7  
 Capacity: 5-10 Children  
 Fall Height: 3'1.5" | 96 cm  
 Use Zone: 21'10" x 21'8"  
 665 cm x 660 cm

Color Palette:



Playful

DC-1SM

### Mounting Kit Options\*:

(Mounting Kit required)

#### Loose Fill Surfacing

Ground Spike Kit: 02-08-0200  
 Inground Kit: 02-08-0221

#### Unitary Surfacing

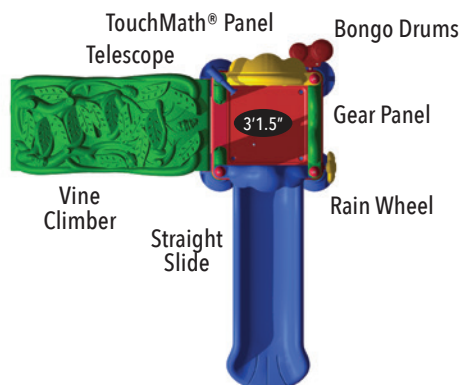
Anchor Bolt Kit: 02-08-0201  
 Inground Kit: 02-08-0222

\*Inground Kit sold separately

REVERSE VIEW



TOP VIEW



**WARNING:** Installation over a hard surface such as concrete, asphalt, or packed earth may result in serious injury from falls.



## Discovery Ridge | DC-2MDR

Exclusively features  
**TOUCHMATH<sup>®</sup> 123**

Age: 2 to 5 Years  
Activities: 9  
Capacity: 10-15 Children  
Fall Height: 3'1.5" | 96 cm  
Use Zone: 27'0" x 22'0"  
823 cm x 671 cm

### Color Palette Options:



Playful

DC-2MDR

### Mounting Kit Options\*:

(Mounting Kit required)

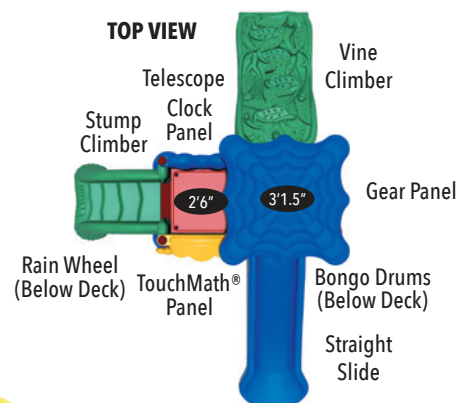
#### Loose Fill Surfacing

Ground Spike Kit: 02-08-0203  
Inground Kit: 02-08-0225

#### Unitary Surfacing

Anchor Bolt Kit: 02-08-0204  
Inground Kit: 02-08-0226

\*Inground Kit sold separately







## Discovery Mountain | DC-4LG

Exclusively features  
**TOUCHMATH<sup>®</sup> 123**

Age: 2 to 5 years  
Activities: 10  
Capacity: 15-20 Children  
Fall Height: 3'1.5" | 96 cm  
Use Zone: 28'1" x 27'3"  
856 cm x 831 cm

Color Palette:



Playful

DC-4LG

### Mounting Kit Options\*:

(Mounting Kit required)

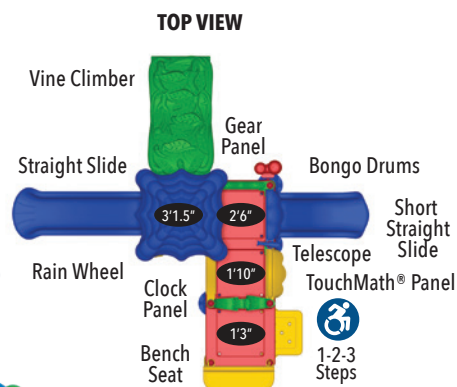
#### Loose Fill Surfacing

Ground Spike Kit: 02-08-0206  
Inground Kit: 02-08-0229

#### Unitary Surfacing

Anchor Bolt Kit: 02-08-0207  
Inground Kit: 02-08-0230

*\*Inground Kit sold separately*



**REVERSE VIEW**

**WARNING:** Installation over a hard surface such as concrete, asphalt, or packed earth may result in serious injury from falls.



Available in  
**Natural** and  
**Playful**  
Color Palettes



DC-5XLG-N



Tallest  
slide peaks  
at 3'9" for  
the most play  
value!

## Discovery Range | DC-5XLG

Exclusively features  
**TOUCHMATH<sup>®</sup> 123**

Age: 2 to 5 Years  
Activities: 13  
Capacity: 20-25 Children  
Fall Height: 3'9" | 115 cm  
Use Zone: 32'4" x 27'3"  
986 cm x 831 cm

### Color Palette Options:

 Natural DC-5XLG-N  
 Playful DC-5XLG

### Mounting Kit Options\*:

(Mounting Kit required)

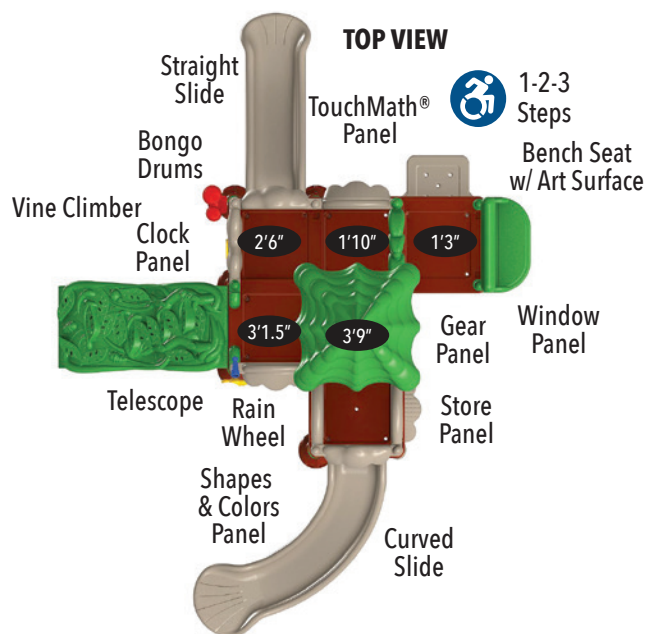
#### Loose Fill Surfacing

Ground Spike Kit: 02-08-0209  
Inground Kit: 02-08-0233

#### Unitary Surfacing

Anchor Bolt Kit: 02-08-0210  
Inground Kit: 02-08-0234

*\*Inground Kit sold separately*







DC-5XLG (Reverse View)





# UPLAY TODAY™

The perfect **commercial play environment** for churches, apartments, early childhood centers and any supervised play space where residential equipment is not appropriate.





# 5 REASONS TO BUY UPLAYTODAY!

1



**Saves Money**  
Affordable, Great  
for Volunteer  
Builds

2



**Easy to Install**  
No Concrete  
or Digging  
Required

3



**Ships in  
7 Days**  
Fast Delivery to  
Your Site

4



**ADA  
Accessible**  
Meets ADA  
Requirements

5



**IPEMA Certified**  
Meets Commercial Standards

## Product Features

- Robust 3½" round steel uprights
- Premium quality double wall roof, panels, and slide entries
- Tested in the USA and meets or exceeds IPEMA safety standards
- Nature details integrated throughout all structures
- Easy set-up with three mounting options
- Multiple ground-level activities so everyone can play
- Available in **Natural** (N) or **Playful** (P) color options

## Mounting Options\*


See page 65 for more information.



### Ground Spike Surface Mount


**Included with all structures.** Used to secure structure on top of the ground. Use this option with loose fill surfacing.

(Not recommended for sandy or loamy soil conditions)




### Anchor Bolt Surface Mount

**Sold separately.** Used to secure structure to concrete. Use this option with poured-in-place surfacing or rubber tiles.



### Concrete Inground Mount

**Sold separately.** Used to secure structure in the ground. Use this option with loose fill, poured-in place, or rubber tile surfacing.



**WARNING:** Installation over a hard surface such as concrete, asphalt, or packed earth may result in serious injury from falls.





## Pike's Peak

UPLAY-014

Age: 2-5 or 5-12  
 Capacity: 30-40 Children  
 ASTM Use Zone: 34'8" x 29'7"  
 Fall Height: 4'0" | 122 cm  
 Activities: 13

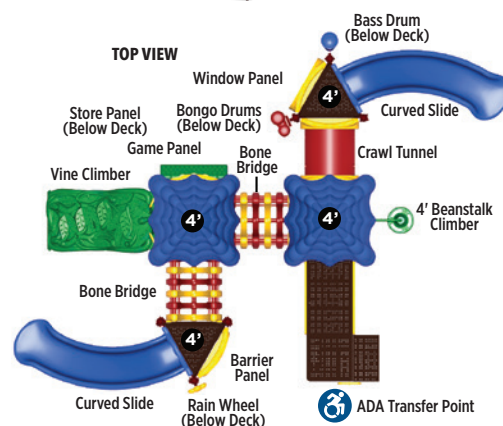
### Color Palette Options:

	Natural	UPLAY-014-N
	Playful	UPLAY-014-P

### Mounting Options (See page 21):

(Mounting Kit required)

Ground Spike Kit:	Included
Anchor Bolt Kit:	33-12-0132
Inground Kit:	33-12-0104







## Signal Springs

UPLAY-003

Age:	2-5 or 5-12
Capacity:	15-20 Children
ASTM Use Zone:	27'7" x 31'1"
Fall Height:	4'0"   122 cm
Activities:	9


### Color Palette Options:

 Natural	UPLAY-003-N
 Playful	UPLAY-003-P

### Mounting Options (See page 21):

(Mounting Kit required)

Ground Spike Kit:	Included
Anchor Bolt Kit:	33-12-0087
Inground Kit:	33-12-0088



**WARNING:** Installation over a hard surface such as concrete, asphalt, or packed earth may result in serious injury from falls.





## Carson's Canyon

UPLAY-009

Age: 2-5 or 5-12  
 Capacity: 20-25 Children  
 ASTM Use Zone: 38'4" x 26'11"  
 Fall Height: 5'0" | 153 cm  
 Activities: 11

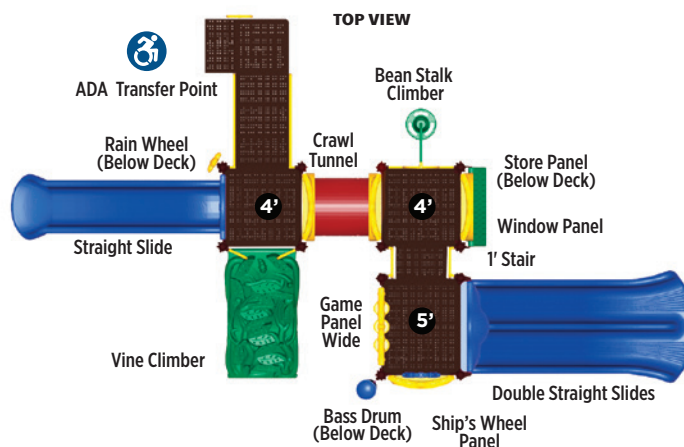
### Color Palette Options:

	Natural	UPLAY-009-N
	Playful	UPLAY-009-P

### Mounting Options (See page 21):

(Mounting Kit required)

Ground Spike Kit:	Included
Anchor Bolt Kit:	33-12-0097
Inground Kit:	33-12-0098







Leaf detail on underside of roof

## Hawk's Nest

UPLAY-017

Age:	2-5 or 5-12
Capacity:	15-20 Children
ASTM Use Zone:	34'1" x 26'4"
Fall Height:	4'0"   122 cm
Activities:	7

### Color Palette Options:

	Natural	UPLAY-017-N
	Playful	UPLAY-017-P

### Mounting Options (See page 21):

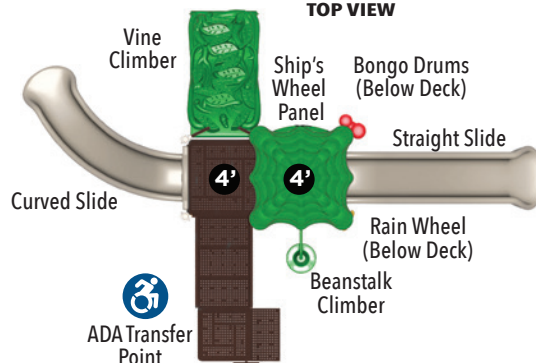
(Mounting Kit required)

Ground Spike Kit:	Included
Anchor Bolt Kit:	33-12-0133
Inground Kit:	33-12-0135

REVERSE VIEW



TOP VIEW



**WARNING:** Installation over a hard surface such as concrete, asphalt, or packed earth may result in serious injury from falls.





## Deer Creek

UPLAY-002

Age: 2-5 or 5-12  
Capacity: 15-20 Children  
ASTM Use Zone: 25'9" x 27'5"  
Fall Height: 4'0" | 122 cm  
Activities: 7

### Color Palette Options:

	Natural	UPLAY-002-N
	Playful	UPLAY-002-P

### Mounting Options (See page 21):

(Mounting Kit required)

Ground Spike Kit:	Included
Anchor Bolt Kit:	33-12-0085
Inground Kit:	33-12-0086








## Sunnyside

UPLAY-020

Age:	2-5 or 5-12
Capacity:	15-25 Children
ASTM Use Zone:	23'5" x 38'9"
Fall Height:	4'0"   122 cm
Activities:	8

### Color Palette Options:

	Natural	UPLAY-020-N
	Playful	UPLAY-020-P

### Mounting Options (See page 21):

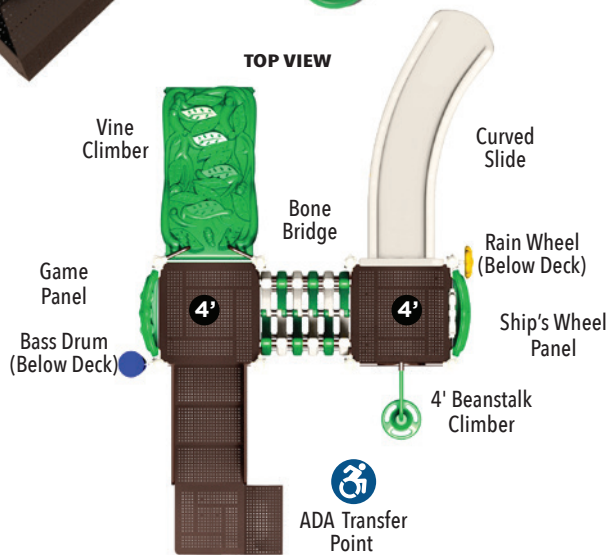
(Mounting Kit required)

Ground Spike Kit:	Included
Anchor Bolt Kit:	33-12-0142
Inground Kit:	33-12-0144

REVERSE VIEW



TOP VIEW



**WARNING:** Installation over a hard surface such as concrete, asphalt, or packed earth may result in serious injury from falls.





## South Fork

UPLAY-001

Age:	2-5 or 5-12
Capacity:	10-15 Children
ASTM Use Zone:	26'4" x 24'4"
Fall Height:	4'0"   122 cm
Activities:	6

### Color Palette Options:

	Natural	UPLAY-001-N
	Playful	UPLAY-001-P

### Mounting Options (See page 21):

(Mounting Kit required)

Ground Spike Kit:	Included
Anchor Bolt Kit:	33-12-0047
Inground Kit:	33-12-0084

**WARNING:** Installation over a hard surface such as concrete, asphalt, or packed earth may result in serious injury from falls.







## Keegan's Castle

UPLAY-030

Age:	2-5 or 5-12
Capacity:	25-30 Children
ASTM Use Zone:	31'9" x 34'6"
Fall Height:	5'0"   152 cm
Activities:	10

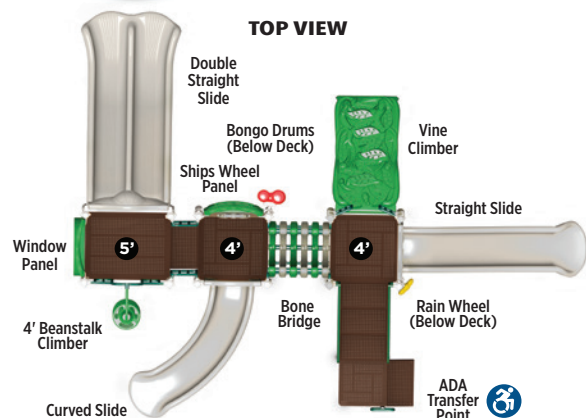
### Color Palette Options:

	Natural	UPLAY-030-N
	Playful	UPLAY-030-P

### Mounting Options (See page 21):

(Mounting Kit required)

Ground Spike Kit:	Included
Anchor Bolt Kit:	33-12-0170
Inground Kit:	33-12-0172




## Falcon's Roost

UPLAY-019

Age:	2-5 or 5-12
Capacity:	20-25 Children
ASTM Use Zone:	39'2" x 26'0"
Fall Height:	5'0"   152 cm
Activities:	10

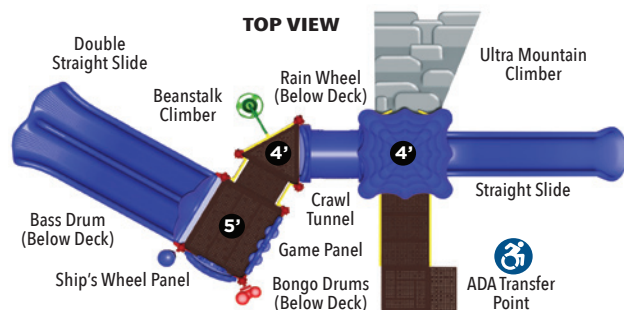
### Color Palette Options:

	Natural	UPLAY-019-N
	Playful	UPLAY-019-P

### Mounting Options (See page 21):

(Mounting Kit required)

Ground Spike Kit:	Included
Anchor Bolt Kit:	33-12-0139
Inground Kit:	33-12-0141







## Cumberland Gap

UPLAY-007

Age:	2-5 or 5-12
Capacity:	20-25 Children
ASTM Use Zone:	35'4" x 34'0"
Fall Height:	4'0"   122 cm
Activities	13

### Color Palette Options:

	Natural
	Playful

UPLAY-007-N

UPLAY-007-P

### Mounting Options (See page 21):

(Mounting Kit required)

Ground Spike Kit:	Included
Anchor Bolt Kit:	33-12-0053
Inground Kit:	33-12-0095

**WARNING:** Installation over a hard surface such as concrete, asphalt, or packed earth may result in serious injury from falls.







## Treasure Hollow

UPLAY-028

Age: 5-12  
Capacity: 15-25 Children  
ASTM Use Zone: 25'8" x 28'0"  
Fall Height: 4'0" | 122 cm  
Activities: 8

### Color Palette Options:

	Natural	UPLAY-028-N
	Playful	UPLAY-028-P

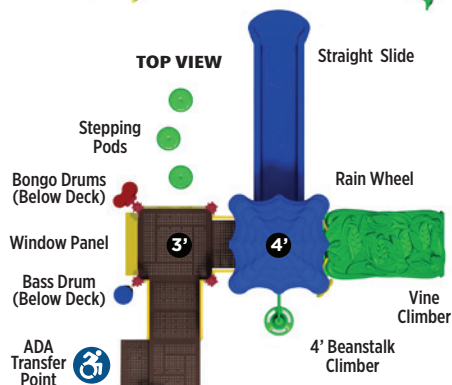
### Mounting Options (See page 21):

(Mounting Kit required)

Inground Kit\*: 33-12-0168

\*This unit can only be installed inground

REVERSE VIEW



## Clingman's Dome

UPLAY-016

Age: 5-12  
Capacity: 35-45 Children  
ASTM Use Zone: 30'8" x 38'1"  
Fall Height: 6'0" | 183 cm  
Activities: 11

### Color Palette Options:

	Natural	UPLAY-016-N
	Playful	UPLAY-016-P

### Mounting Options (See page 21):

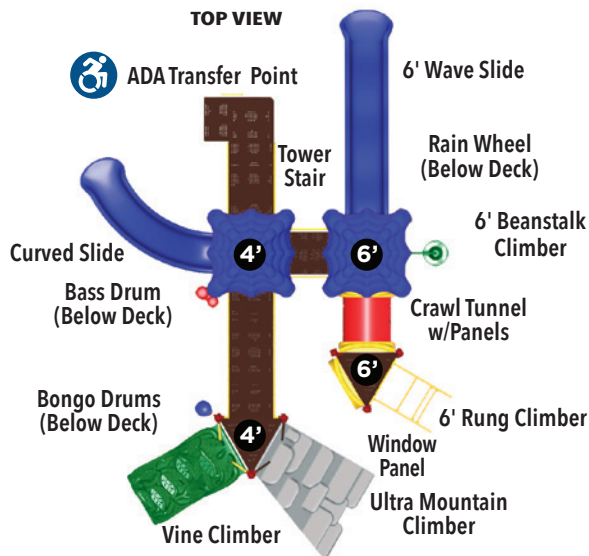
(Mounting Kit required)

Ground Spike Kit: Included

Anchor Bolt Kit: 33-12-0107

Inground Kit: 33-12-0108

TOP VIEW







## Maddie's Chase

UPLAY-006

Age: 5-12  
Capacity: 25-35 Children  
ASTM Use Zone: 32'8" x 27'7"  
Fall Height: 7'0" | 213 cm  
Activities: 8

### Color Palette Options:

 Natural

UPLAY-006-N

 Playful

UPLAY-006-P

### Mounting Options (See page 21):

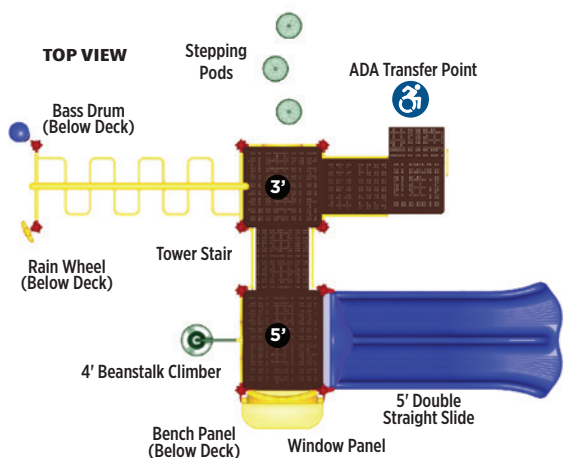
(Mounting Kit required)

Ground Spike Kit: N/A

Anchor Bolt Kit: N/A

Inground Kit\*: 33-12-0094

\*This unit can only be installed inground







# Big Horn

UPLAY-008

Age: 5-12  
Capacity: 15-20 Children  
ASTM Use Zone (Space Saver): 29'2" x 29'8"  
(Standard): 38'11" x 26'0"  
Fall Height: 6'0" | 183 cm  
Activities: 8

## Color Palette Options:

Natural UPLAY-008-N  
 Playful UPLAY-008-P

## Mounting Options (See page 21):

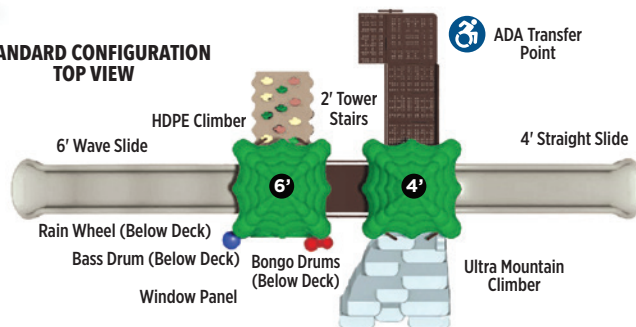
(Mounting Kit required)

Ground Spike Kit: Included  
Anchor Bolt Kit: 33-12-0054  
Inground Kit: 33-12-0096

STANDARD CONFIGURATION  
REVERSE VIEW



STANDARD CONFIGURATION  
TOP VIEW



ADA Transfer Point

**WARNING:** Installation over a hard surface such as concrete, asphalt, or packed earth may result in serious injury from falls.

**UPLAY TODAY**





## Timber Glen

UPLAY-005

Age: 5-12  
 Capacity: 10-15 Children  
 ASTM Use Zone: 26'1" x 31'5"  
 Fall Height: 6'0" | 183 cm  
 Activities: 6

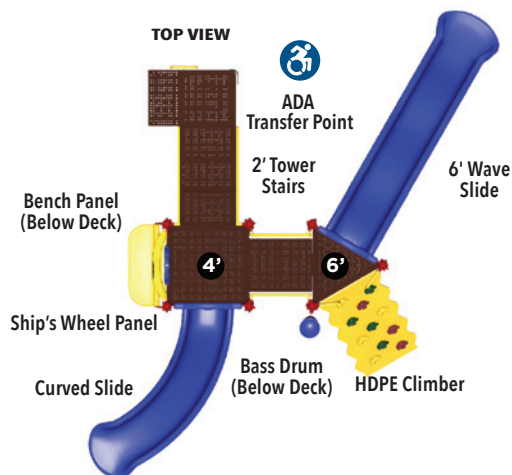
### Color Palette Options:

	Natural	UPLAY-005-N
	Playful	UPLAY-005-P

### Mounting Options (See page 21):

(Mounting Kit required)

Ground Spike Kit:	Included
Anchor Bolt Kit:	33-12-0091
Inground Kit:	33-12-0092







## Slide Mountain

### UPLAY-015

Age:	5-12
Capacity:	30-40 Children
ASTM Use Zone:	41'3" x 33'0"
Fall Height:	7'0"   213 cm
Activities:	11

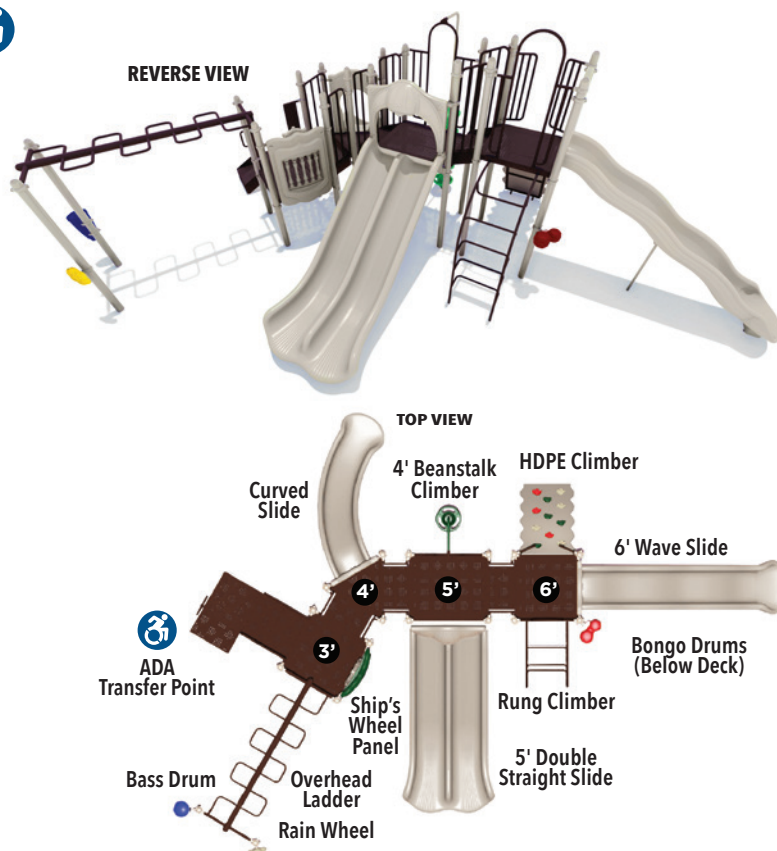
#### Color Palette Options:

 Natural	UPLAY-015-N
 Playful	UPLAY-015-P

#### Mounting Options (See page 21): (Mounting Kit required)

Ground Spike Kit:	N/A
Anchor Bolt Kit:	N/A
Inground Kit*:	33-12-0106

\*This unit can only be installed inground



**WARNING:** Installation over a hard surface such as concrete, asphalt, or packed earth may result in serious injury from falls.





## Big Sky

UPLAY-080

Age: 5-12  
 Capacity: 35-45 Children  
 ASTM Use Zone: 38'11" x 42'9"  
 Fall Height: 6'0" | 183 cm  
 Activities: 18

### Color Palette Options:

 Natural

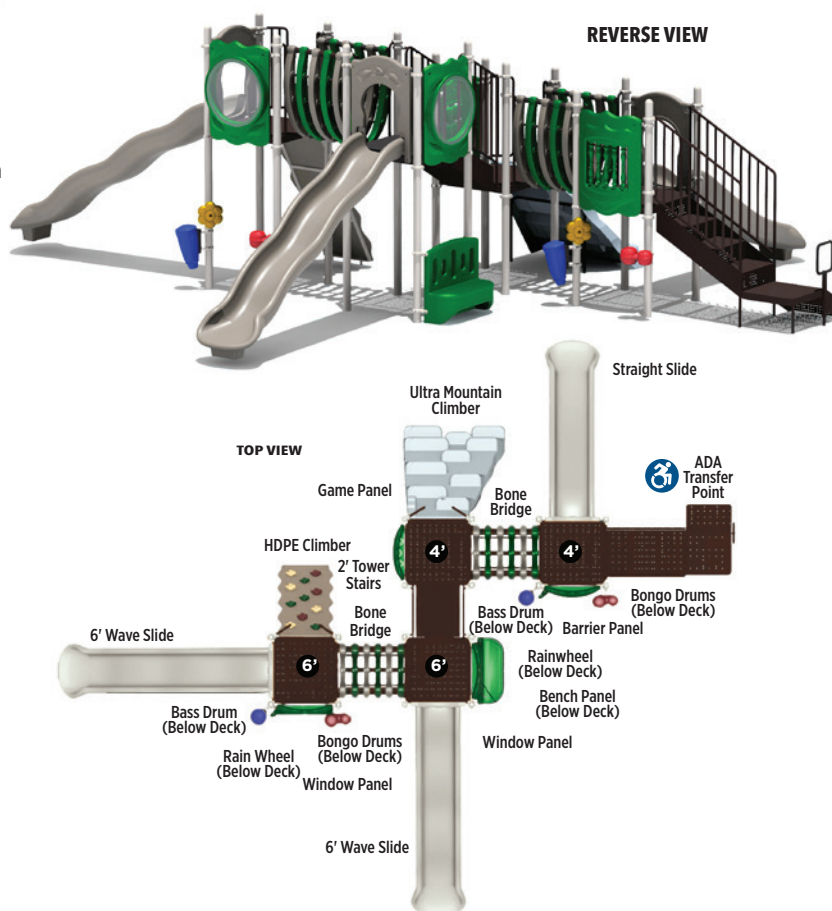
UPLAY-080-N

 Playful

UPLAY-080-P

### Mounting Options (See page 21): (Mounting Kit required)

Ground Spike Kit: Included  
 Anchor Bolt Kit: 33-12-0083  
 Inground Kit: 33-12-0129







## Rainbow Lake

UPLAY-012

Age: 5-12  
Capacity: 20-30 Children  
ASTM Use Zone: 44'8" x 28'8"  
Fall Height: 6'0" | 183 cm  
Activities: 11

### Color Palette Options:

 Natural

UPLAY-012-N

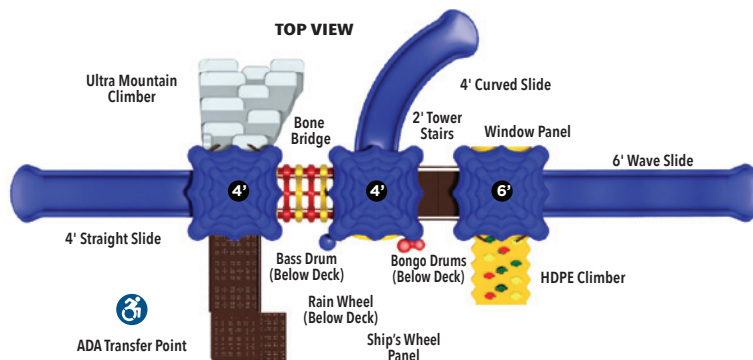
 Playful

UPLAY-012-P

### Mounting Options (See page 21):

(Mounting Kit required)

Ground Spike Kit: Included  
Anchor Bolt Kit: 33-12-0055  
Inground Kit: 33-12-0101



**WARNING:** Installation over a hard surface such as concrete, asphalt, or packed earth may result in serious injury from falls.

**UPLAY TODAY**





## Boulder Point

UPLAY-079

Age: 5-12  
Capacity: 20-30 Children  
ASTM Use Zone: 34'6" x 36'7"  
Fall Height: 6'0" | 183 cm  
Activities: 11

### Color Palette Options:

 Natural

UPLAY-079-N

 Playful

UPLAY-079-P

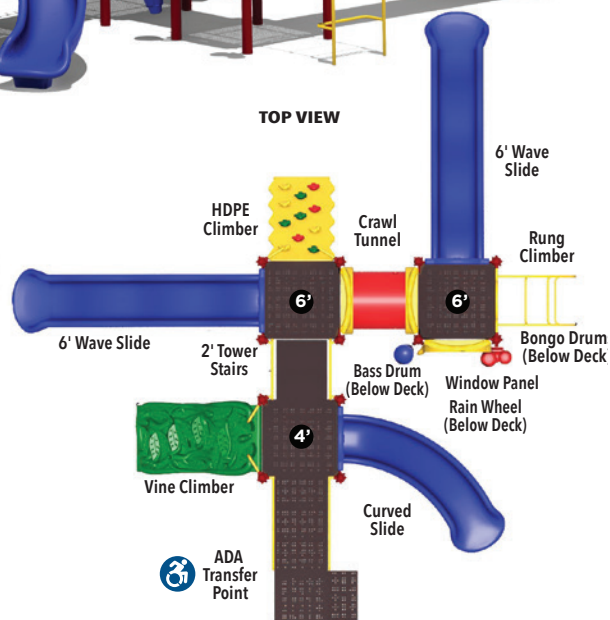
### Mounting Options (See page 21):

(Mounting Kit required)

Ground Spike Kit: Included  
Anchor Bolt Kit: 33-12-0082  
Inground Kit: 33-12-0110



REVERSE VIEW



**WARNING:** Installation over a hard surface such as concrete, asphalt, or packed earth may result in serious injury from falls.



# Easily expand ground level play with these **Add-on Activities!**

## Drums & Rain Wheel Set ►

Offer even more sound play with the **Drums & Rain Wheel Set**. Activities that provide music and movement teach children about cause-and-effect while providing sensory development. Children will hear the different sounds made from the upbeat Bongo Drums, the deeper sound of the Bass Drum and the calming rush of the Rain Wheel. Set includes Bongo Drum, Bass Drum, and Rain Wheel.

**Add-on packages require 1-2 unobstructed posts.** Ask your representative to help identify the best placement of components to enhance your structure.

## Bench Panel ▼

The **Bench Panel** provides children and adults with a place to rest or gather with friends by adding comfortable seating. The Bench Panel can be added to any two unobstructed posts.

Age: 2-5 or 5-12

Model	Color Scheme	Bench Color	Clamp Color
02-07-5014-YLW	Playful	Yellow	Red
02-07-5014-GRN	Natural	Green	Beige

Age: 2-5 or 5-12\*

Model	Color Scheme	Colors	Clamp Color
02-07-5009-YLW	Playful	As Shown	Red
02-07-5009-GRN	Natural	As Shown	Beige

\*Set includes: Rain Wheel, Bongo Drums, and Bass Drum





# Swing Bays and Accessories



**Bipod Swing Bay** 2-5 or 5-12 years | 8' high single bay or double bay frames

**PBP-8-2S-BLU** 8' Double Bay with Strap Seats

- 2-3/8" galvanized pipe top rail and 2-3/8"Dia. legs
- Powder coated blue (BLU) or green (GRN) yoke connectors
- Commercial strap seats, tot seats, or inclusive seats
- Seats, swing hangers, chain with factory-closed S-hooks included with swing sets

Green Model	Blue Model	Beam	Description	Seat Style	Use Zone	
PBP-8-1S-GRN	PBP-8-1S-BLU	8'	Single Bay	Strap Seats	24' 11" x 32'	759 cm x 975 cm
PBP-8-2S-GRN	PBP-8-2S-BLU	8'	Double Bay	Strap Seats	36' 3" x 32'	1105 cm x 975 cm
PBP-8-1C-GRN	PBP-8-1C-BLU	8'	Single Bay	Tot Seats	24' 11" x 23' 8"	759 cm x 975 cm
PBP-8-2C-GRN	PBP-8-2C-BLU	8'	Double Bay	Tot Seats	36' 3" x 23' 8"	1105 cm x 975 cm
PBP-8-2SC-GRN	PBP-8-2SC-BLU	8'	Double Bay	2 Strap Seats, 2 Tot Seats	36' 3" x 32'	1105 cm x 975 cm
02-07-0270 -GRN	02-07-0270-BLU	8'	Single Bay	Frame Only	24' 11" x 32'	759 cm x 975 cm
02-07-0271-GRN	02-07-0271-BLU	8'	Double Bay	Frame Only	36' 3" x 32'	1105 cm x 975 cm

**PBP-8-1S-BLU** 8' Single Bay with Strap Seats



**PBP-8-2C-GRN** 8' Double Bay with Tot Seats







Strap Seat



Tot Seat



2-5 Inclusive Swing Seat



5-12 Inclusive Swing Seat

## Swing Seat & Hardware Packages

Packages include (1) seat, (2) hangers, (2) chains and (4) S-hooks

Model	Description	Ages
02-07-0100	Commercial Strap Seat Package	5-12 years
02-07-0101	Commercial Tot Seat Package	2-5 years



## Inclusive Swing Seat Packages

Packages include (1) seat, (2) hangers, (1) seat brace (2) chains with Clevis attachments

Model	Description	Color
UP110	2-5 Inclusive Swing Seat	Natural
UP109	2-5 Inclusive Swing Seat	Playful
UP112	5-12 Inclusive Swing Seat	Natural
UP111	5-12 Inclusive Swing Seat	Playful

- Offers certain therapeutic benefits including movement and perceptual skills
- One of the only full-support seats that is age and size specific
- Offers a smooth and synchronized movement pattern

Colors as shown:

NATURAL

**Seat:** Green

**Brace:** Beige

PLAYFUL

**Seat:** Blue

**Brace:** Yellow

**When purchasing Bipod Swing Bays (frame only), Swing Seat Packages must share the same age range (2-5 or 5-12) for all swings within a given swing bay.**



## Wear Mats

A great addition to surfacing in high traffic areas such as under swings and slide exits.

Model	Description
161292	44" x 48" Rubber Wear Mat

**WARNING:** Installation over a hard surface such as concrete, asphalt, or packed earth may result in serious injury from falls.



# freestanding activities

## for ages 2-5 years



### Green Thumb Potting Shed

EC-023

Perfectly sized for budding gardeners, and offering shelter from the sun and rain.

Space required: 13'0" x 16'6" | 396 cm x 503cm



### Green Thumb Planter Box

EC-022

Plant, Water, Grow! Children will enjoy tending to this child-sized garden.

Space required: 4'6" x 0'7" | 137cm x 18cm



### 5' Playhouse

M59006

Playhouses provide a child-sized way for children to tend to household activities in an imaginative environment.

Space required:

5'1" x 5'1" x 6'5" | 155cm x 155cm x 196cm



### Friendship Table

MEC-024

3/4" thick HDPE provides a smooth top for writing and an engaging place for socialization.

Space required: 3'0" x 3'0" | 91cm x 91cm



### Rockin' Drums

MEC-007

Inspire generations of creative percussionists while promoting upper body motion.

Space required: 3'4" x 1'6" | 102cm x 46cm




### Paint & Play

66575

The clear, durable polycarbonate window is great for painting with watercolors. Holes cut in the shelves provide a handy place to rest paint cups and brushes, and the window is washable for reusable fun. *Does not include paints, brushes, or supplies.*

Model	Description
66575P	Red
66575N	Green



### TouchMath® Panel

MEC-046

The TouchMath Panel is an interactive outdoor play event created to bring learning outside to the playground!

Each TouchMath Panel comes with:

- Training Manual
- Activity Panel Poster
- TouchMath Activity Panel Manual

Space Required: 0'7" x 4'6" | 18cm x 137cm

For more information, please visit: [www.touchmath.com/ultraplay](http://www.touchmath.com/ultraplay)



# freestanding activities

## for ages 2-5 years



### Early Childhood Horizontal Ladder PJHLAD

- Great upper body development for ages 2-5
- The **Tire Boost Package (02-01-0025)** adds height assistance and prevents surfacing displacement (*sold separately*)
- 19-1/2" wide x 6' long x 52" high when installed
- Use zone: 18' x 14' 549 cm x 427 cm
- Color as shown



02-01-0025  
Optional  
Tire Boost Package

Freestanding play activities can breathe new life into existing play spaces



### Rotomolded Frog and Whale Spring Riders

UPlayToday™ Spring Riders are an excellent way to add excitement and imaginative play to a new or existing playground. Colors as shown.

- Rotomolded body
- Heavy-duty surface mount steel spring
- Anchor "J" bolts included for mounting
- Use zone: 17' x 17' | 518 cm x 518 cm

Model	Age	Description
UP107	2-5 or 5-12	Frog
UP108	2-5 or 5-12	Whale



### 2-Rider Spring See Saw 2-5 Years

02-07-0055

Encourage social interaction with the Spring See Saw designed for two riders. Colors as shown.

- Appropriate for ages 2-5
- Powder-coated blue frame with red seats
- Anchor bolts included for mounting
- Inground mounting kit also available: #02-07-0187 (*sold separately*)
- Use zone: 20' x 13' | 610 cm x 396 cm



### HDPE Horse and Truck Spring Riders

- HDPE body
- Heavy-duty surface mount steel spring
- Anchor bolts included for mounting
- Inground mounting kit also available: #02-07-0187 (*sold separately*)
- Use zone: 15' x 13' | 457 cm x 396 cm

Model	Age	Description
02-07-0053	2-5	Horse
02-07-0054	2-5	Truck

**WARNING:** Installation over a hard surface such as concrete, asphalt, or packed earth may result in serious injury from falls.



# freestanding activities

## for ages 2-5



### Playhouses

Playhouses provide a comfortable environment in which children can learn life skills such as pretending to cook, clean, serve meals, do homework, worship, and/or as they model various activities that they see adults performing in their own home and lives.



#### Schoolhouse Retreat

UPLAY-040

- Ages 2-5
- Dimensions: 4' 0" wide x 6' 0" long x 8' 6" tall
- Color as shown



#### Countryside Cottage

UPLAY-038

- Ages 2-5
- Dimensions: 4' 0" wide x 6' 0" long x 8' 6" tall
- Color as shown



#### White Chapel Playhouse

UPLAY-039

- Ages 2-5
- Dimensions: 4' 0" wide x 6' 0" long x 8' 6" tall
- Color as shown

## Trike Path Traffic Signs

Signs include a movable base and can be rearranged throughout the pathway or brought indoors. Trike path must be placed outside of use zone. Trike Path sign height is 37-1/2".



UP125 Stop



UP126 Yield



UP127 Railroad



UP128 School Zone



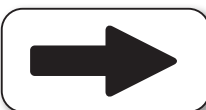
UP153 Hazard Barrier\*  
\*mounted on 2 posts



UP154 Trike Parking



UP155 No Trikes



UP156 Arrow



UP157 Do Not Enter



#### Model Description

UP129 Package of 4 Signs\*

\*Includes Stop, Yield, Railroad, and School Zone signs



# freestanding activities

## for ages 2-5 or 5-12



### 4' Freestanding Slide

#### SLIDE-P

- 2-5 or 5-12 years
- 3-1/2" powder-coated steel uprights, perforated, coated steel stairs
- Heavy-duty rotomolded straight slide with matching entrance
- Colors as shown
- Assembly and inground installation is required
- 3' 6" wide x 11' 6" long x 7' 6" high
- Use zone: 25' x 16' | 762 cm x 488 cm



### Crawl Tunnel

Green: 02-07-0057-GRN | Red: 02-07-0057-RED

- 2-5 or 5-12 years
- The Crawl Tunnel offers many side portholes providing superior supervision qualities
- Surface mount footers and ground spike included. Inground Kit (02-07-0079) (sold separately)
- Use zone: 16' x 15' | 488 cm x 457 cm
- Available in Red or Green



### Whirl & Twirl

BT-002

BT-003 (w/clicking sound)

This freestanding spinner features a tilted design allowing children to spin independently or with assistance from a friend.

- 2-5 or 5-12 years
- Mounts inground
- Space required: 15'7" x 15'7"



Underside


#### Standard Hand Holds

UP121 | Natural Color Palette



#### Letter & Number Hand Holds

UP120 | Playful Color Palette



### Climb & Discover Cave (UP120 Shown)

- Ages 2-5 or 5-12
- Large openings offer crawl through points and allow easy interior supervision
- Children will discover new nature details each time they play: mushrooms, iguanas, salamanders, ants, ladybugs, birds in nest, leaves, and more!
- Professional hand holds available in 2 color schemes
- Available in many colors
- Use zone: 20' x 21' | 610 cm x 640 cm

#### Plastic Color Options

Brown	Beige	Yellow	Spring Green	Green
Royal Purple	Blue	Sky Blue	Orange	Red


Slight color variations may occur during the molding process



### Zig-Zag Balance Beam

TZBAL-8

- 2-5 or 5-12
- High-quality thermoplastic coating resists impact and is UV stable
- Mounts inground on 2-3/8" support posts
- Use zone: 20' x 13' | 610 cm x 396 cm
- 4" wide x 8' long
- Color as shown



**WARNING:** Installation over a hard surface such as concrete, asphalt, or packed earth may result in serious injury from falls.



# freestanding activities

## for ages 2-5 or 5-12



### Moon Crater Climber

UPLAY-032

Durable rotomolded plastic construction features three ground level entry points and a variety of hand and footholds for ease of access and excellent supervision qualities.

- For ages 2-5 or 5-12
- Capacity 6-8
- Use Zone: 21' Diameter
- 8' 3" wide x 8' 10" long x 4' 5" high
- Colors as shown
- Surface Mount Kit included - Inground Kit sold separately (02-07-0261)
- Fall Height 4'5" | 135 cm



### ▲ Cozy Pod Spinner

UPLAY-033

This cozy spinner features a cocoon-like enclosure with wide side openings for hand support as children spin.

- For ages 2-5 or 5-12
- Capacity: 1
- Use Zone: 21' 7" Diameter
- 3' 5" wide x 2' 9" long x 4' 0" high
- Color as shown
- Inground mounting only (Mounting Kit included)

### ◀ Crank It Up Music Ball

UP115 Inground Mount

UP116 Surface Mount

Create endless fun with the Crank it Up Music Ball!

Children can generate outdoor music, sounds or stories by spinning the top handle on this human-powered music ball. Crank It Up offers a unique way for children to cooperate and socialize as they create music to sing and dance together. Easily customize the content by replacing the USB to add new music or children's stories.

- USB with children's nursery rhymes (Included)
- USB port and adjustable volume dial inside music ball
- Easy to install - no external power, cables, or batteries needed
- Inground or Surface mounting
- Color as shown





# freestanding activities

## for ages 5-12



**GeoDome**  
PMOON

- Ages 5-12 years
- A classic climbing addition to any playground
- Constructed with 1" O.D. galvanized steel pipe
- Multi-color powder-coated connectors
- Mounts inground
- 3' 6" high x 7' 6" diameter
- Use zone: 20' (310 cm) diameter



**Supersonic Spinner**  
UP113

- Ages 5-12 years
- Activity to encourage peer to peer cooperation
- Develops coordination and timing
- Use zone: 19'8" x 19'8"  
599 cm x 599 cm

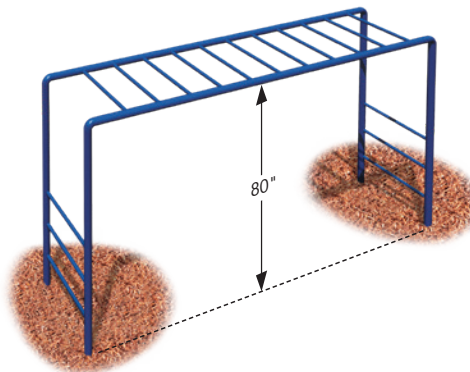


**Supersonic Spinner-Mini**  
UP117

- Ages 5-12 years
- Use zone: 20'1" diameter | 612 cm diameter

**Horizontal Ladder**  
PHLAD

- Ages 5-12 years
- Powder coated steel with cast aluminum corner connectors
- 2-3/8" O.D. galvanized zinc tubing
- 21-1/4" wide x 12' long x 80" high when installed
- Use zone: 24' x 14' | 732 cm x 427 cm
- Color as shown



**NEW!**

**Mountain Twist**  
UP158

- Ages 5-12
- Handholds create a realistic climber experience
- Angled shape provides children with multiple levels of challenge
- 9'7" L x 10'3" W x 7'5" H  
292 cm L x 312 cm W x 226 cm H
- Mounts Inground (Mounting Kit included)
- Use zone: 22' x 23' | 56 cm x 58 cm
- Color as shown



**UltraToss**  
UP114

Encourages cooperation and hand-eye coordination as children toss the balls into the funneled top opening and exiting the numbered openings (labeled 1 to 3).


- Rotomolded plastic funnel and steel post
- 8' 0" high when installed
- Mounts inground (Mounting Kit included)
- Color as shown

**WARNING:** Installation over a hard surface such as concrete, asphalt, or packed earth may result in serious injury from falls.





Create fun.



## What is snug play?

**Snug Play** is a new approach to play spaces that allows children of all ages to play to their own ability. With no right or wrong way to play, children can create a dynamic play space that stimulates spontaneous play and cooperation as they create endless configurations. Ask your sales representative about short videos showing children and Snug Play in action!

Snug Play USA systems are ideal for early childhood centers, supervised parks, schools, community centers, festivals, special events, museums, therapeutic areas, and much more.

Play systems powered by a **child's imagination.**



NO INSTALLATION  
USE INSIDE or OUT  
**INCLUSIVE**  
EASY to HANDLE  
**DURABLE**





# snug play systems

Choose from **5 unique systems** to bring creative, loose parts play opportunities to your facility.












SNUG PLAY USA

AGES 2-5 OR 5-12

ultraplay.com | 888.403.7684

## the Expert system











engages the largest number of children and includes the important elements of the Mound and Compact Loop, which are used in a variety of ways for children from Pre-K to Upper Elementary. It's the ideal system for the full Snug Play experience.

	wave	bump	cog	compact loop	cone (B)	cone (Y)	wall	pad	spider	noodle	mound
Items:											
Qty:	8	4	2	1	1	1	4	2	2	50	1

**Average Capacity:** 50-65 Children | **Average Space Needed:** 40' x 40' / 1,600 sq.ft. | **Approximate Weight:** 1,242 lbs.

## the Advanced system










offers a substantial quantity of the Snug Play elements, but takes up less space with a smaller Loop Ring and does not include the Mound.

	wave	bump	cog	loop ring	cone (B)	cone (Y)	wall	pad	spider	noodle
Items:										
Qty:	6	3	2	1	1	1	3	1	2	50

**Average Capacity:** 40-50 Children | **Average Space Needed:** 35' x 35' / 1,225 sq.ft. | **Approximate Weight:** 615 lbs.

## the Intermediate system









is ideal where there is less space available and when fewer children will be playing together at one time.

	wave	bump	cog	cone (B)	cone (Y)	wall	pad	spider	noodle
Items:									
Qty:	6	2	2	1	1	3	1	1	50

**Average Capacity:** 20-35 Children | **Average Space Needed:** 25' x 25' / 625 sq.ft. | **Approximate Weight:** 500 lbs.

## the Elementary system







includes a variety of Snug Play pieces that can be used to enhance learning experiences in any small setting.

	wave	bump	cog	cone (B)	wall	pad	spider	noodle
Items:								
Qty:	2	2	1	1	2	1	1	50

**Average Capacity:** 15-30 Children | **Average Space Needed:** 15' x 15' / 225 sq.ft. | **Approximate Weight:** 297 lbs.

## the Primary system

provides a modest number of Snug Play pieces that introduces children to the concept of loose parts play in a compact setting.

	wave	bump	cog	wall	spider	noodle
Items:						
Qty:	2	2	1	1	1	50

**Average Capacity:** 10-20 Children | **Average Space Needed:** 12' x 12' / 144 sq.ft. | **Approximate Weight:** 161 lbs.



Independent evaluation by National Lekotek Center.

**Lekotek**

Building Blocks of Inclusion  
A division of Anixter Center



## the Storage Unit

is a great option to keep elements of your kit organized.








# the mound combo

The **Mound** dramatically transforms your play area's landscape and topography to inspire creative play, allowing children to create and experience various levels of terrain. They are only limited by their own imaginations!




## mini mound

Great for early childhood areas.




## the mini mound+plus

Our mid-size system offers lots of possibilities.



## the standard mound+plus

Provides additional surface area for creative play.



## the standard mound

Our most popular combo. Jump it. Climb it. Walk it.



## the standard+extended

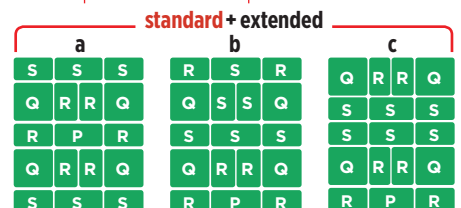
Our largest system with endless combinations.

## mound combos details

Mound Component	Weight	Dimensions		mini mound SNUG-MMD	mini mound + plus SNUG-MMDP	standard mound SNUG-MD	standard mound + plus SNUG-MDP	standard + extended SNUG-MDX
<b>Q</b> quad	52 lbs.	39.5" x 39.5" x 23" 100 cm x 100 cm x 58 cm		4	4	4	4	4
<b>R</b> ramp	41 lbs.	39.5" x 19.5" x 23" 100 cm x 50 cm x 58 cm		0	2	2	6	6
<b>P</b> platform	45 lbs.	39.5" x 19.5" x 23" 100 cm x 50 cm x 58 cm		0	0	0	1	1
<b>S</b> slab	20 lbs.	39.5" x 19.5" x 3.5" 100 cm x 50 cm x 9 cm		0	0	0	0	6

## mound combos overhead configurations

ONLY  
**minimal  
installation**  
REQUIRED







# the **loop** combos

## the **loop ring**

Consisting of 6 pieces, the Loop Ring is great for games, balancing and socializing.


SNUG-LPR



## the **compact loop**

Allows for creativity, games, and changing landscapes consists of 9 pieces.

SNUG-CLP



## the **full loop**

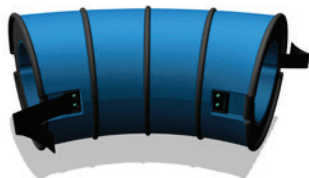
Our largest and most popular combo.

SNUG-FLP



### 18 pieces

Allow children to create a unique and changeable landscape through cooperation.



The Loop can be reconfigured by children using hook-and-loop fastening straps. Metal plates and bolts are also included for utilizing the Loop as a fixed structure.





# Freenotes™ Harmony Park

A PLAYCORE Company

**Freenotes** are outdoor musical instruments that offer play to participants of all ages. Designed by a Grammy award winning musician, these instruments use the Pentatonic Scale, which creates a naturally pleasing sound no matter which notes are played together. Each piece is built specifically for the outdoors using heavy duty impact resistant materials engineered for continuous exposure to elements and frequent use. Best of all, Freenotes are accessible to people of all ages and abilities, encouraging physical and cognitive development through the exploration of sound.

## Concert quality instruments

- Always perfectly tuned
- Multi-Generational
- Durable and low maintenance
- No power required



## The benefits of *music*

### **Music is good for your brain:**

Music helps build reasoning skills, increases the size of your memory, refines time management and organizational skills, and teaches perseverance.

### **Music is good for your soul:**

Playing music helps build confidence, encourages creativity and self-expression, reduces anxiety, and helps relieve symptoms of depression.

### **Music is good for your heart:**

Playing and listening to music can reduce stress, ease pain, lower blood pressure, and improve sleep.





Griffin



Weenotes Collection - Includes Merry, Piper, and Griffin



Melody



Rhythm



Piper



Merry



Aria

Description	Part Number	Dimensions	
Griffin	GRIF-IG-REC	27"W x 79"H x 8"D	69 cm x 201 cm x 20 cm
Weenotes Collection	COL-WEE-IG-REC	See individual collection items	
Melody	MELD-IG-REC	24"W x 43"H x 16"D	61 cm x 109 cm x 41 cm
Rhythm	RHYT-IG-REC	20"W x 42"H x 15"D	51 cm x 107 cm x 38 cm
Piper	PIPR-IG-REC	27"W x 47"H x 25"D	69 cm x 119 cm x 64 cm
Merry	MERY-IG-REC	27"W x 47"H x 25"D	69 cm x 119 cm x 64 cm
Aria	ARIA-IG-REC	32"W x 43"H x 16"D	81 cm x 109 cm x 41 cm

Part numbers listed above represent instruments mounted inground. Part numbers ending with REC indicate recycled posts. Contact UltraPlay for more options.

Most instruments are available with either recycled or steel posts with three mounting options: Inground, Surface Mount, and Portable

These half-size instruments are perfect for Early Childhood!



# Freenotes<sup>TM</sup> Harmony Park

A PLAYCORE Company

Music inspires  
multi-generational  
*play!*



Tuned Drums



Cadence



Yantzee



Swirl



Imbarimba





Flowers



Duet



Serenade



Contrabass Chimes



Pagoda Bells



Tenor Tree



Manta Ray



Pegasus

Description	Part Number	Dimensions
<b>Tuned Drums*</b>	TD-IG-N	6"Dia. (91 cm) to 15" (38 cm) Dia. Height varies by age group
*Tuned Drums are available in Natural or in Rainbow (Inset) color palettes		
<b>Cadence</b>	CADE-IG-REC	48"W x 49"H x 27"D 122 cm x 124 cm x 66 cm
<b>Yantzee</b>	YANZ-IG-REC	37"W x 49"H x 29"D 94 cm x 124 cm x 74 cm
<b>Swirl</b>	SWRL-IG-REC	55"W x 80"H x 8"D 140 cm x 203 cm x 20 cm
<b>Imbarimba</b>	IMBA-IG-REC	46"W x 45"H x 29"D 116 cm x 114 cm x 74 cm
<b>Flowers Collection*</b>	COL-FWR-IG	Set of 4. See Individual Flowers dimensions below.
*Flowers also sold individually		
Indigo	FWR-I-IG	25"W x 46"H x 14"D 64 cm x 117 cm x 36 cm
Yellow	FWR-Y-IG	26"W x 48"H x 14"D 66 cm x 122 cm x 36 cm
Turquoise	FWR-T-IG	19"W x 39"H x 13"D 48 cm x 99 cm x 33 cm
Orange	FWR-O-IG	20"W x 42"H x 13"D 51 cm x 107 cm x 33 cm
<b>Pagoda Bells</b>	PBEL-IG-REC	13" Dia. x 66"H 33 cm Dia. x 168 cm
<b>Tenor Tree</b>	TREE-IG	26" Dia. x 62"H 66 cm Dia. x 157 cm
<b>Duet</b>	DUET-IG-REC	43"W x 47"H x 25"D 109 cm x 119 cm x 64 cm
<b>Manta Ray</b>	MRAY-IG	73"W x 47"H x 20"D 185 cm x 119 cm x 51 cm
<b>Pegasus</b>	PEG-IG-REC	48"W x 43"H x 19"D 122 cm x 108 cm x 48 cm
<b>Serenade</b>	SRND-IG-REC	45"W x 44"H x 24"D 114 cm x 112 cm x 61 cm
<b>Contrabass Chimes</b>	CCH-IG	Each Chime is 4" Diameter (Varying Heights)

Most instruments are available with either recycled or steel posts with three mounting options: Inground, Surface Mount, and Portable

Part numbers listed above represent instruments mounted inground. Part numbers ending with REC indicate recycled posts. Contact UltraPlay for more options.



# NatureROCKS®

*A boulder way to play!™*



**NatureROCKS®** playground boulders and play elements bring exciting and authentic climbing experiences to any park or playground. They are thoughtfully designed to provide active adventure for a variety of ages and ability levels – from children to experienced adult rock climbers. Rock climbing on boulders develops strength, balance, and coordination. In addition, playground boulders spark the imagination and invite creative play.





**All boulders feature built-in forklift channels to facilitate delivery and placement.**

- **Made from durable Glass Fiber Reinforced Concrete (GFRC)** that will hold up against a range of climates and frequent use
- **Molded from real rock outcroppings** to give each boulder a truly organic look and feel
- **Hand-painted in sandstone or granite finishes** to bring beauty to the landscape and complement naturalized play spaces
- **Available in a range of sizes** to offer climbing experiences for young children, teens and adults
- **Configure** boulders alone, in sets, or in conjunction with other play equipment



### Boulder Finishes



Granite



Sandstone



# NatureROCKS®

*A boulder way to play!™*

Encourage imagination with climbing boulders and play elements inspired by the best of nature. Durable GFRC construction and inground mounting makes NatureROCKS perfect for high-use play spaces.

Model	Description	Capacity	Space Required		Ages
5TSL	Tree Slices (Includes 2 small and 3 large steps)	5	13'9" x 21'7"	419 cm x 658 cm	2-5 or 5-12
UP501	Stepping Boulders (Includes 2 small and 1 large Boulder)	3	13'11" x 20'0"	424 cm x 610 cm	5-12
3SB	Stepping Boulders (Includes 3 small Boulders) <i>(not shown)</i>	3	13'11" x 20'0"	424 cm x 610 cm	2-5
4LB	4' Log Bench	3-4	4'0" x 2'0"	122 cm x 61 cm	N/A
6LB	6' Log Bench <i>(not shown)</i>	5-6	6'0" x 2'0"	183 cm x 61 cm	N/A
8FT	8' Fallen Tree Balance Beam	5-6	13'3" x 20'1"	404 cm x 612 cm	N/A
4HL	4' Half Log Beam <i>(not shown)</i>	3-4	16'0" x 14'0"	488 cm x 427 cm	2-5 or 5-12
6HL	6' Half Log Beam	5-6	18'0" x 14'0"	550 cm x 427 cm	2-5 or 5-12
UP500	Tree Stumps (Includes 1 small, 1 medium, and 1 large Stump) <i>(not shown)</i>	3	19'0" x 13'4"	579 cm x 406 cm	5-12
3TST	Tree Stumps (Includes 2 small and 1 medium Stump)	3	18'8" x 13'4"	569 cm x 406 cm	2-5
4LT	4' Log Tunnel	4-5	15'5" x 15'8"	470 cm x 478 cm	2-5 or 5-12
6LT	6' Log Tunnel <i>(not shown)</i>	6-8	18'0" x 15'4"	550 cm x 467 cm	2-5 or 5-12
5ST	Stepping Turtles	5	13'0" x 10'0"	396 cm x 305 cm	2-5 or 5-12



**5TSL** Tree Slices



**UP501** Stepping Boulders



**4LB** Log Bench



**8FT** Fallen Tree Balance Beam



**6HL** Half Log Beam



**3TST** Tree Stumps



**4LT** Log Tunnel



**5ST** Stepping Turtles





SND-SM Small Sandstone Boulder



SND-MD Medium Sandstone Boulder

SND-LG Large Sandstone Boulder



GRN-SM Small Granite Boulder



GRN-MD Medium Granite Boulder



GRN-LG Large Granite Boulder


Model	Description	Capacity	Space Required		Ages	Height
SND-SM	Small Sandstone Boulder	2-3	11'9"L x 10'11"W	358 cm x 333 cm	2-5 or 5-12	3'0" / 91 cm
SND-MD	Medium Sandstone Boulder	4-5	13'7"L x 10'3"W	414 cm x 312 cm	5-12	6'0" / 183 cm
SND-LG	Large Sandstone Boulder	6-8	13'3"L x 10'7"W	404 cm x 323 cm	5-12	9'0" / 274 cm
GRN-SM	Small Granite Boulder	2-3	10'2"L x 10'11"W	310 cm x 333 cm	2-5 or 5-12	3'0" / 91 cm
GRN-MD	Medium Granite Boulder	4-5	14'1"L x 11'11"W	429 cm x 363 cm	5-12	6'10" / 183 cm
GRN-LG	Large Granite Boulder	6-8	15'8"L x 14'6"W	478 cm x 442 cm	5-12	8'6" / 259 cm

**WARNING:** Installation over a hard surface such as concrete, asphalt, or packed earth may result in serious injury from falls.



Small play elements (on page 58) ship in an enclosed trailer. Boulders and netted boulders ship on a flatbed trailer.

# Boulders



All **NatureRocks** boulders require the pouring of a 12 inch thick concrete pad reinforced with rebar, prior to installation.



# NatureROCKS®

*A boulder way to play!™*

Add an extra challenge to NatureROCKS® Boulders with climbing nets! Durable nets are attached to boulders or log posts to create a unique and fun nature play climbing area.



Spider Mountain



Mount McKinley



Cascade Range



Mount Hayden



Sierra Nevada



The Rockies



Pike's Peak

Model	Description	Capacity	Space Required		Ages	Height	
UP506	Mount McKinley	6-7	29'6" x 24'8"	899 cm x 752 cm	5-12	6'10"	208 cm
UP502	Spider Mountain	6-8	20'6" x 14'0"	625 cm x 427 cm	5-12	6'10"	208 cm
UP504	Mount Hayden	6-7	27'11" x 21'7"	851 cm x 658 cm	5-12	6'6"	198 cm
UP505	Sierra Nevada	12-14	29'7" x 20'3"	902 cm x 617 cm	5-12	9'0"	274 cm
UP507	The Rockies	6-7	34'6" x 23'3"	1,052 cm x 709 cm	5-12	6'0"	183 cm
UP508	Cascade Range	16-18	39'2" x 37'7"	1,194 cm x 1,146 cm	5-12	9'0"	274 cm
UP503	Pike's Peak	3-4	16'11" x 18'9"	516 cm x 572 cm	5-12	3'0"	91 cm

**WARNING:** Installation over a hard surface such as concrete, asphalt, or packed earth may result in serious injury from falls.

## Netted Boulders

All **NatureROCKS** boulders require the pouring of a 12 inch thick concrete pad reinforced with rebar, prior to installation. See page 59.





## Portable Preschool Table

The table shown above has a **learning table top** with full alphabet and numbers 0-9 to complement your early childhood setting. The non-learning table options include a 46" (117 cm) octagon, round, or square top with diamond pattern.

- 1-5/8" (4 cm) all MIG welded pipe with 1" O.D. (2.5 cm) cross brace
- Comfortable walk-through design
- All stainless steel hardware

Model	Description	Dimensions
<b>358PS-PLP</b>	46" (117 cm) Learning Table	78" x 78" x 20"   199 cm x 199 cm x 51 cm
<b>358PS-OV</b>	46" (117 cm) Octagon Top Table	78" x 78" x 20"   199 cm x 199 cm x 51 cm
<b>358PS-RDV</b>	46" (117 cm) Round Top Table	83" x 83" x 20"   211 cm x 211 cm x 51 cm
<b>358PS-V</b>	46" (117 cm) Square Top Table	79" x 79" x 20"   201 cm x 201 cm x 51 cm



## Portable Child's and Standard Size Benches

- Diamond pattern
- Thermoplastic green or blue coating with powder-coated black frame
- 1" (2.5 cm) O.D. cross brace
- All stainless steel hardware

Model	Description	Dimensions
<b>940P-V6</b>	6' Standard Size Bench	72" x 26" x 38"   183 cm x 66 cm x 97 cm
<b>940P-V8</b>	8' Standard Size Bench	96" x 26" x 38"   244 cm x 66 cm x 97 cm

## 6' Buddy Bench

940-P6-BB

- 2-3/8" O.D. MIG welded frame.
- Available in 6' and 8' lengths.
- Seat available in Diamond (V) or Game pattern.
- Font and graphic options available to customize your bench



Top view of Buddy Bench seat with game pattern



## 3' Portable Child's Bench

- 3' (92 cm) portable bench
- 12" (30 cm) high seating
- 1-5/8" (4 cm) O.D. frame



## Child's Picnic Table

4' (122 cm) or 6' (183 cm) portable preschool table with rounded corners

- 12" (30 cm) high seating
- 20" (51 cm) high table
- Diamond pattern
- 1-5/8" (4 cm) O.D. frame
- 1" (2.5 cm) O.D. brace
- Thermoplastic green or blue coating w/ powder-coated black frame
- Comfortable walk-through design
- All stainless steel hardware



**158PS-V6**

Model	Description	Dimensions
<b>158PS-V4</b>	4' (117 cm) Child's Picnic Table	48" x 70" x 20"   122 cm x 178 cm x 51 cm
<b>158PS-V6</b>	6' (117 cm) Child's Picnic Table	72" x 70" x 20"   183 cm x 178 cm x 51 cm



## 4' Heavy Duty Preschool Table

The P557-PE Heavy-Duty 4' Preschool Table comes with your choice of green or blue polyethylene planks and powder coated frame. The preschool table is portable and the solid table top provides an easy to clean solution for early childhood environments.

- Walk-through design
- 12" (30 cm) high seating, 20" (51 cm) high table
- 9" (23 cm) x 48" (122 cm) seat planks and 30" (76 cm) x 48" (122 cm) table top
- Choice of green (PEG) or blue (PEB) polyethylene planks and table top
- 1-5/8" (4 cm) O.D. all MIG welded pip with 1" (2.5 cm) O.D. brace
- Zinc-plated hardware

## Standard Size Picnic Table (not shown)

- 6' (183 cm) or 8' (244 cm) portable table
- 18" (46 cm) high seating, 30" high table
- Diamond pattern
- 2-3/8" (6 cm) O.D. frame
- 1" (2.5 cm) O.D. cross brace
- Thermoplastic green or blue coating with powder-coated black frame
- All stainless steel hardware

Model	Description	Dimensions
<b>238-V6</b>	6' Rectangular Table	72" x 70" x 30"   183 cm x 178 cm x 77 cm
<b>238-V8</b>	8' Rectangular Table	96" x 70" x 30"   244 cm x 178 cm x 77 cm



## Welcome Sign

- Made of 1/8" Thick fiberglass
- Mounted to a 2.375" O.D.(13ga.) x 84-1/4" long powder-coated galvanized tubing post with steel cap

Model	Welcome Sign Description
<b>UP102</b>	Ages 6 to 23 months
<b>UP103</b>	Ages 6 to 23 months or 2-5 years
<b>UP104</b>	Ages 2-5 years
<b>UP105</b>	Ages 5-12 years
<b>UP106</b>	Ages 2-5 years or 5-12 years





# Showcase

Complete your early childhood environment with **Shade**



**Hip Rectangle** with green frame and Rain Forest Green fabric.

Square Shade

Triangle Sail Shade

Umbrella Shade

**Ask your representative about the right shade option for your facility**

ASTM standards recommend shade for early childhood play areas. By integrating shade over the play space, children are offered protection from the sun and harmful UV rays. With options of both standard shapes and custom-designed structures, your representative will guide you through a simplified process of providing the appropriate shade that helps protect your recreation investment and your youngest constituents.



## Design Features:

- 1 All steel tubing and bolts meet or exceed ASTM Standards
- 2 Framework is engineered to withstand wind gusts up to 90 mph with fabric and up to 150 mph with fabric removed
- 3 Structures are free of sharp edges and corners
- 4 Galvanized aircraft-quality cable resists rust


**Blocks up to 98% of harmful UV rays**

**Lockstitch technique prevents frays or unraveling**

**Temperature reductions up to 30 degrees**

**Corrosion resistant, powder-coated steel tubing**

**Mildew and rot resistant fabric**



## Create an outdoor classroom with a high quality **Shelter**!

These commercial grade outdoor shelters provide shade and comfort for outdoor classrooms, picnic pavilions, and other areas requiring shelter from the sun and rain.



Square Hip Shelter



# Surfacing Showcase

We can help you choose the right surfacing for your unique play area by working closely with you to discover usage statistics, budget, site specific conditions, and desired outcomes.


Value ● Moderate ● Premium ●



## Poured-In-Place (PIP) Rubber

- Superior impact absorption
- Easily customized with graphic design and color
- Resilient and durable
- Accessible for all

Price	●
Required Maintenance	●
Site Preparation	●
Longevity	●



## Turf

- Natural looking but padded to meet ASTM regulations for fall attenuation
- Looks like grass without all the maintenance and mowing
- Innovative coating system penetrates yarn for enduring resilience
- Available in varying piles and colors to fulfill specific play area needs

Price	●
Required Maintenance	●
Site Preparation	●
Longevity	●



## Tile

- Featuring a patented interlocking design
- Great for indoor and outdoor spaces
- Multiple colors options
- Custom edging and accessible ramps also available


Price	●
Required Maintenance	●
Site Preparation	●
Longevity	●



## Bonded Rubber

- Made of clean recycled shredded rubber coated and mixed with binder
- Excellent option to fill accessibility need
- Seamless installation at various depths
- Great for trails and play spaces


Price	●
Required Maintenance	●
Site Preparation	●
Longevity	●



## Shredded Rubber

- Superior impact attenuation
- Made from clean, wire-free shredded rubber and will not decompose
- Multiple color options
- Can be installed without professional labor

Price	●
Required Maintenance	●
Site Preparation	●
Longevity	●



## Engineered Wood Fiber (EWF)

- Economical surfacing option
- Requires periodic maintenance to retain required depth
- Can be installed without professional labor
- Will meet accessibility standards if maintained and compacted

Price	●
Required Maintenance	●
Site Preparation	●
Longevity	●



### Accessible Park Timber

Connects to Park Timbers to allow for easy access to the playground. Works with both 8" and 12" Park Timbers.



### Park Timber

Available in 8"(shown) and 12" heights. 4' long. Black only.



### Park Timber Adapter

Allows a smooth transition between different fall height requirement zones. Available in LEFT and RIGHT versions. Used with accessible Park Timber and 12" high Timber



### Park Timber Connector

Joins two regular timbers to create lengths to fit within any space. Cut Timber to desired length before attaching connector. Available in 12" height only.



### Park Timbers (Black only)

Park Timbers are available in both 8" and 12" heights.

- 02-07-0075 4' Straight, 12" High
- 02-07-0076 4' Straight, 8" High
- 02-07-0124 Left Adapter (for use with 12" Timber)
- 02-07-0125 Right Adapter (for use with 12" Timber)
- PT12C 12" Connector
- 02-07-0078-BLK Accessible Park Timber
- PTAC1 Accessible Park Timber w/ Adapter



### NatureCurb

Bring the look of nature to your playground. The log themed curb is a perfect addition. Available in 12" height.

- NCB Nature Curb Brown
- NCBL Nature Curb Left Brown
- NCBR Nature Curb Right Brown
- NCBAC Accessible Nature Curb Brown



# Be confident in your investment

As a premier provider of play and recreation equipment, we have made a significant investment to ensure that your playground meets all safety standards and provides developmentally appropriate activities for children of all abilities.

## Services



### Nationwide Installation Program

We offer affordable delivery and installation pricing throughout the continental USA for

all products shown in this catalog.

Our third party vendor has been providing quality installation and delivery services since 1978.

**Call your representative to learn more about this program.**



### Flexible Finance Program

Find out if you qualify for flexible financing by scanning the QR code. Complete the online financing request form, and bring new play opportunities to your early childhood facility and your community. Call 888-403-7684 to learn more.

## Standards & Organizations

A few of the standards & organizations that guide our design and manufacturing processes.



The **ISO 14001** designation certifies that our manufacturing facility is environmentally responsible and that we strive to reduce our carbon footprint every day.



**ISO 9001** industry certification provides a quality management system that sets quality control measures and processes for equipment design, development, production, installation, inspection, and testing.\*



Our products are tested to either meet or exceed **ASTM standards**, the globally recognized leader in the development and delivery of international standards designed to improve product quality, enhance safety, facilitate market access and trade, and build consumer confidence.



The **Consumer Product Safety Commission** informs the public of current product safety performance and recommended practices. CPSC standards are cited in the NAEYC Early Childhood Program Standards and Accreditation Criteria Guidance as a reliable source for playground safety standards.









We believe everyone should have access to play. Look for products with this icon that meet the **Americans with Disabilities Act** guidelines.



The **International Playground Equipment Manufacturers Association (IPEMA)** provides third party product testing and validates compliance by publicly posting product validation certificates on their website. To verify product certification, visit [www.ipema.org](http://www.ipema.org).

## Limited Warranty

Product Line	1 year	3 years	5 years	10 years	15 years
	HARDWARE COMPONENTS WITH MOVING PARTS COMFYTUFF PLATFORMS	—	—	HDPE PANEL	STEEL DECKS METAL PARTS
	COMPONENTS WITH MOVING PARTS	—	ROTOMOLDED PLASTIC BLOW MOLDED PLASTIC GROUND MOUNT METAL PARTS	UPRIGHT POSTS POST CAPS HARDWARE	—
	HARDWARE HDPE CLIMBERS & SPRING RIDERS STRAP & TOT SWING SEATS	PLASTIC PARTS	METAL PARTS GROUND MOUNT METAL PARTS	UPRIGHT POSTS	—
	POLYURETHANE FOAM	—	—	—	ROTOMOLDED PRODUCTS
	—	—	HDPE COMPONENTS ALUMINUM PARTS POWDER-COATED STEEL PARTS BARS, CHIMES, AND CYMBALS	—	—
	PAINTED SURFACES NETS	—	GFRC	—	—

Visit **ultraplay.com** for more warranty information \*Select PlayCore facilities are ISO 9001 and ISO 14001 certified.



# Installation & Surfacing Matrix

Model #	Product Name	Use Zone	Ages	Minimum Timbers	Minimum Cubic Yards of EWF	Standard Mounting System	Mounting Kit Options (Sold Separately)	
DC-SEED	Seedling, no roof	13'7" x 13'4"	6-23 Months	16	8" TIMBERS	10	Ground Spike or Anchor Bolt	In-Ground
DC-SEEDR (N)	Seedling, w/roof	13'7" x 13'4"	6-23 Months	16		10	Ground Spike or Anchor Bolt	In-Ground
DC-SS	Super Sprout, no roof	10'5" x 14'2"	6-23 Months	14		8	Ground Spike or Anchor Bolt	In-Ground
DC-SSR	Super Sprout, w/roof	10'5" x 14'2"	6-23 Months	14		8	Ground Spike or Anchor Bolt	In-Ground
DC-SAPR	Sapling	14'5" x 19'6"	6-23 Months	18		12	Ground Spike or Anchor Bolt	In-Ground
DC-PLAY	Playhouse	13'8" x 11'9"	6-23 Months	14		8	Ground Spike or Anchor Bolt	In-Ground
DC-1SM	Discovery Hilltop	21'10" x 21'8"	2-5 Years	24	12" TIMBERS	29	Ground Spike or Anchor Bolt	In-Ground
DC-2MDR	Discovery Ridge	27'0" x 22'0"	2-5 Years	26		34	Ground Spike or Anchor Bolt	In-Ground
DC-4LG	Discovery Mountain	28'1" x 27'3"	2-5 Years	30		45	Ground Spike or Anchor Bolt	In-Ground
DC-5XLG (N)	Discovery Range	32'4" x 27'3"	2-5 Years	32		50	Ground Spike or Anchor Bolt	In-Ground
UPLAY-001-P(N)	South Fork	26'4" x 24'4"	2-5 or 5-12	28		39	Ground Spike	Anchor Bolt or In-Ground
UPLAY-002-P(N)	Deer Creek	25'9" x 27'5"	2-5 or 5-12	28		39	Ground Spike	Anchor Bolt or In-Ground
UPLAY-003-P(N)	Signal Springs	27'7" x 31'1"	2-5 or 5-12	30		45	Ground Spike	Anchor Bolt or In-Ground
UPLAY-005-P(N)	Timber Glen	26'1" x 31'5"	5-12 Years	30		45	Ground Spike	Anchor Bolt or In-Ground
UPLAY-006-P(N)	Maddie's Chase	32'8" x 27'7"	5-12 Years	32		50	Inground	N/A
UPLAY-007-P(N)	Cumberland Gap	35'4" x 34'0"	2-5 or 5-12	36		64	Ground Spike	Anchor Bolt or In-Ground
UPLAY-008-P(N)	Bighorn	38'11" x 26'0"	5-12 Years	36		64	Ground Spike	Anchor Bolt or In-Ground
UPLAY-008-P(N)	Bighorn (space Saver)	29'2" x 29'8"	5-12 Years	32		51	Ground Spike	Anchor Bolt or In-Ground
UPLAY-009-P(N)	Carson's Canyon	38'4" x 26'11"	2-5 or 5-12	34		56	Ground Spike	Anchor Bolt or In-Ground
UPLAY-012-P(N)	Rainbow Lake	44'8" x 28'8"	5-12 Years	42		76	Ground Spike	Anchor Bolt or In-Ground
UPLAY-014-P(N)	Pike's Peak	34'8" x 29'7"	2-5 or 5-12	34		57	Ground Spike	Anchor Bolt or In-Ground
UPLAY-015-P(N)	Slide Mountain	41'3" x 33'0"	5-12 Years	40		79	Inground	N/A
UPLAY-016-P(N)	Clingman's Dome	30'8" x 38'1"	5-12 Years	36		64	Ground Spike	Anchor Bolt or In-Ground
UPLAY-017-P(N)	Hawk's Nest	34'1" x 26'4"	2-5 or 5-12	32		50	Ground Spike	Anchor Bolt or In-Ground
UPLAY-019-P(N)	Falcon's Roost	39'2" x 26'0"	2-5 or 5-12	34		56	Ground Spike	Anchor Bolt or In-Ground
UPLAY-020-P(N)	Sunnyside	23'5" x 38'9"	2-5 or 5-12	28		38	Ground Spike	Anchor Bolt or In-Ground
UPLAY-028-P(N)	Treasure Hollow	25'8" x 28'0"	5-12 Years	30	45	Inground	N/A	
UPLAY-030-P(N)	Keegan's Castle	31'9" x 34'6"	2-5 or 5-12	34	57	Ground Spike	Anchor Bolt or In-Ground	
UPLAY-079-P(N)	Boulder Point	34'6" x 36'7"	5-12 Years	38	72	Ground Spike	Anchor Bolt or In-Ground	
UPLAY-080-P(N)	Big Sky	38'11" x 42'9"	5-12 Years	42	87	Ground Spike	Anchor Bolt or In-Ground	

## 8' Swing Bay Border Timber & EWF Surfacing Requirements

Model Number*	Bays	Seats	02-07-0075 12"H x 48"L Border Timbers Required	PT12C 12"Border Timber Connectors Required	EWF Surfacing Required	Use Zone
PBP-8-1C	Single Bay	2 Tot Seats	22	0	29 Cubic Yards	24'11" x 23'8"
PBP-8-1S	Single Bay	2 Strap Seats	24	4	35 Cubic Yards	24'11" x 32'0"
PBP-8-2C	Double Bay	4 Tot Seats	28	0	43 Cubic Yards	36'3" x 23'8"
PBP-8-2S	Double Bay	4 Strap Seats	30	4	54 Cubic Yards	36'3" x 32'0"
PBP-8-2SC	Double Bay	2 Tot Seats 2 Strap Seats	29	2	50 Cubic Yards	36'3" x 32'0"

\*See page 40 for swing bay color options

When purchasing Bipod Swing Bays (frame only), Swing Seat Packages must share the same age range (2-5 or 5-12) for all swings within a given swing bay.





A PLAYCORE Company

UltraPlay

1675 Locust Street,  
Red Bud, IL 62278

**888.403.7684** [ultraplay.com](http://ultraplay.com)



[facebook.com/uplaytoday](https://facebook.com/uplaytoday)



Your Play Solutions Provider is:

Installing  
playgrounds on  
turf adds a sensory  
element to the  
play space.

